

Aşağıdaki tabloda BIST 30 şirketlerinin son üç aylık yabancı takas oranlarını, oran değişimlerini, bu dönemki en düşük ve en yüksek yabancı takas oranlarını ve ilgili tarihlere dair fiyatlar ile yabancı yatırımcıların son dönem aktivitelerini görebilirsiniz.

Tablodaki verilere baktığımızda, yüksek yabancı takas oranına karşın TCELL, TAVHL ve KCHOL'de son dönemde yabancıların pozisyon azaltması dikkat çekiyor.

XU030 Yabancı Takas Oranları (YTO), Son 3 Ay											24 Nisan 2020 Cuma işlemleri sonucu oluşan 28 Nisan 2020 Salı takas verileri kullanılmıştır.		
Şirket *	Son Fiyat	Son Yab. Tks. Oranı	Δ (Oran, bp)			Son 3 Ay En Yüksek / En Düşük Yabancı Takas Oranı (YTO)	Δ (Oran, bp)	Tks. Tarihi ve YTO Eğilimi	Fiyat (T-2)	Δ (Fiyat,%)	Yabancı Aksiyonu		
			1 hafta	1 ay	3 ay								
TCELL	13.89	84.5%	-89 bp	-215 bp	-385 bp	En Düşük	84.5%	0 bp	4/28/2020	▲	13.89	0.0%	Son Dönemde Satıcılar
						En Yüksek	88.4%	-388 bp	2/11/2020	▲	14.40	-3.5%	
TAVHL	18.06	82.9%	-189 bp	-529 bp	-944 bp	En Düşük	82.9%	0 bp	4/28/2020	▲	18.06	0.0%	Son Dönemde Satıcılar
						En Yüksek	92.3%	-944 bp	2/4/2020	▲	25.36	-28.8%	
KCHOL	14.80	79.0%	-93 bp	-169 bp	-392 bp	En Düşük	79.0%	0 bp	4/28/2020	▲	14.80	0.0%	Yoğun Satıcılar
						En Yüksek	82.9%	-392 bp	2/4/2020	▲	19.24	-23.1%	
FROTO	61.15	73.9%	15 bp	32 bp	-238 bp	En Düşük	73.6%	32 bp	3/31/2020	▲	48.70	25.6%	Son Dönemde Alıcılar
						En Yüksek	76.7%	-276 bp	2/25/2020	▲	74.05	-17.4%	
TOASO	21.22	68.7%	-56 bp	-58 bp	-740 bp	En Düşük	68.7%	0 bp	4/28/2020	▲	21.22	0.0%	Son Dönemde Satıcılar
						En Yüksek	76.1%	-740 bp	2/4/2020	▲	22.90	-7.3%	
BIMAS	56.65	68.4%	-6 bp	-57 bp	-105 bp	En Düşük	68.4%	0 bp	4/28/2020	▲	56.65	0.0%	Dengeli
						En Yüksek	69.5%	-107 bp	3/10/2020	▲	52.80	7.3%	
GARAN	8.31	68.0%	-198 bp	-389 bp	-795 bp	En Düşük	68.0%	0 bp	4/28/2020	▲	8.31	0.0%	Son Dönemde Satıcılar
						En Yüksek	75.9%	-795 bp	2/4/2020	▲	11.90	-30.2%	
EREGL	7.92	67.8%	-1 bp	28 bp	-318 bp	En Düşük	67.4%	36 bp	4/14/2020	▲	7.61	4.1%	Dengeli
						En Yüksek	71.1%	-333 bp	2/11/2020	▲	9.24	-14.3%	
ARCLK	16.09	66.5%	-126 bp	-717 bp	-718 bp	En Düşük	66.5%	0 bp	4/28/2020	▲	16.09	0.0%	Satıcılar
						En Yüksek	76.5%	-1002 bp	3/3/2020	▲	18.58	-13.4%	
SAHOL	7.92	66.4%	-48 bp	-159 bp	-174 bp	En Düşük	66.4%	0 bp	4/28/2020	▲	7.92	0.0%	Dengeli
						En Yüksek	68.4%	-197 bp	2/11/2020	▲	9.70	-18.4%	
AKBNK	5.90	65.6%	-41 bp	-295 bp	-598 bp	En Düşük	65.6%	0 bp	4/28/2020	▲	5.90	0.0%	Satıcılar
						En Yüksek	71.6%	-598 bp	2/4/2020	▲	8.26	-28.6%	
TUPRS	86.20	64.3%	-74 bp	-61 bp	-659 bp	En Düşük	64.3%	0 bp	4/28/2020	▲	86.20	0.0%	Son Dönemde Satıcılar
						En Yüksek	70.9%	-659 bp	2/4/2020	▲	112.60	-23.4%	
YKBNK	2.10	62.3%	-27 bp	-352 bp	1426 bp	En Düşük	47.5%	1484 bp	2/11/2020	▼	3.11	-32.5%	Son Dönemde Satıcılar
						En Yüksek	74.6%	-1227 bp	2/18/2020	▲	2.87	-26.8%	
TTKOM	7.34	61.8%	-123 bp	-567 bp	-1039 bp	En Düşük	61.8%	0 bp	4/28/2020	▲	7.34	0.0%	Son Dönemde Satıcılar
						En Yüksek	73.8%	-1201 bp	2/25/2020	▲	8.66	-15.2%	
KOZAL	72.60	55.9%	-87 bp	-749 bp	-1708 bp	En Düşük	55.9%	0 bp	4/28/2020	▲	72.60	0.0%	Son Dönemde Satıcılar
						En Yüksek	73.0%	-1708 bp	2/4/2020	▲	80.15	-9.4%	
KOZAA	11.80	52.9%	-41 bp	-153 bp	-216 bp	En Düşük	51.7%	114 bp	4/7/2020	▲	9.13	29.2%	Dengeli
						En Yüksek	60.3%	-739 bp	2/25/2020	▲	12.54	-5.9%	
ISCTR	4.96	51.0%	-116 bp	-429 bp	-905 bp	En Düşük	51.0%	0 bp	4/28/2020	▲	4.96	0.0%	Yoğun Satıcılar
						En Yüksek	60.1%	-910 bp	2/11/2020	▲	7.44	-33.3%	
VAKBN	4.56	49.1%	-237 bp	-1284 bp	-2508 bp	En Düşük	49.1%	0 bp	4/28/2020	▲	4.56	0.0%	Yoğun Satıcılar
						En Yüksek	74.2%	-2508 bp	2/4/2020	▲	6.60	-30.9%	
TKFEN	14.22	43.1%	-151 bp	-465 bp	-1093 bp	En Düşük	43.1%	0 bp	4/28/2020	▲	14.22	0.0%	Son Dönemde Satıcılar
						En Yüksek	54.0%	-1093 bp	2/4/2020	▲	19.25	-26.1%	
EKGYO	1.26	41.8%	-24 bp	-204 bp	-439 bp	En Düşük	41.8%	0 bp	4/28/2020	▲	1.26	0.0%	Son Dönemde Satıcılar
						En Yüksek	46.5%	-470 bp	2/11/2020	▲	1.68	-25.0%	
DOHOL	1.81	40.5%	51 bp	-71 bp	-768 bp	En Düşük	40.0%	51 bp	4/21/2020	▲	1.60	13.1%	Dengeli
						En Yüksek	48.2%	-768 bp	2/4/2020	▲	1.99	-9.1%	
HALKB	5.18	39.1%	-131 bp	-280 bp	-716 bp	En Düşük	39.1%	0 bp	4/28/2020	▲	5.18	0.0%	Satıcılar
						En Yüksek	47.3%	-816 bp	2/11/2020	▲	7.13	-27.3%	
ASELS	27.36	33.3%	-13 bp	156 bp	476 bp	En Düşük	28.6%	476 bp	2/4/2020	▼	23.46	16.6%	Dengeli
						En Yüksek	33.5%	-19 bp	2/18/2020	▲	29.08	-5.9%	
THYAO	10.65	30.9%	18 bp	-184 bp	-487 bp	En Düşük	30.3%	60 bp	4/14/2020	▲	9.80	8.7%	Son Dönemde Alıcılar
						En Yüksek	40.1%	-922 bp	2/18/2020	▲	14.89	-28.5%	
SODA	5.95	30.0%	-39 bp	-178 bp	-394 bp	En Düşük	29.9%	13 bp	4/14/2020	▲	5.35	11.2%	Dengeli
						En Yüksek	33.9%	-394 bp	2/4/2020	▲	6.65	-10.5%	
TSKB	1.05	26.2%	-29 bp	-396 bp	-1189 bp	En Düşük	26.2%	0 bp	4/28/2020	▲	1.05	0.0%	Satıcılar
						En Yüksek	38.1%	-1189 bp	2/4/2020	▲	1.37	-23.4%	
SISE	5.02	23.6%	-65 bp	-102 bp	-156 bp	En Düşük	23.6%	0 bp	4/28/2020	▲	5.02	0.0%	Son Dönemde Satıcılar
						En Yüksek	27.4%	-374 bp	2/11/2020	▲	5.53	-9.2%	
PETKM	3.51	18.0%	88 bp	180 bp	134 bp	En Düşük	14.9%	303 bp	3/10/2020	▲	3.54	-0.8%	Son Dönemde Alıcılar
						En Yüksek	18.2%	-28 bp	2/11/2020	▲	4.11	-14.6%	
PGSUS	52.50	16.3%	-172 bp	-1356 bp	-2766 bp	En Düşük	16.3%	0 bp	4/28/2020	▲	52.50	0.0%	Yoğun Satıcılar
						En Yüksek	43.9%	-2766 bp	2/4/2020	▲	68.60	-23.5%	
KRDMD	2.23	16.0%	50 bp	58 bp	-494 bp	En Düşük	15.4%	58 bp	3/31/2020	▲	1.88	18.6%	Dengeli
						En Yüksek	22.3%	-627 bp	2/25/2020	▲	2.82	-20.9%	

* Yabancıların görece daha çok tercih ettikleri (yabancı takas oranı yüksek) hisseler

* Yabancıların görece daha az tercih ettikleri (yabancı takas oranı düşük) hisseler

Kaynak: Matriks, HLY Yatırım Danışmanlığı ve Bireysel Portföy Yönetimi

Yabancı Takas Oranları

BIST 100 Şirketlerinin periyodik yabancı takas oranı değişimleri

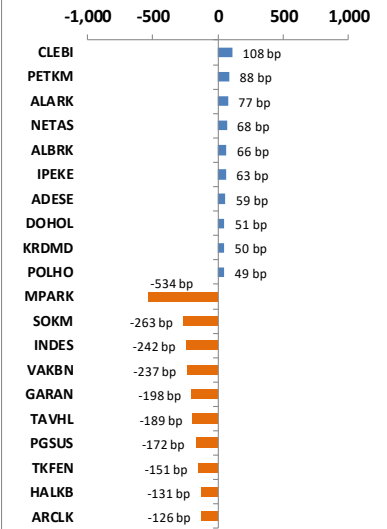
Aşağıdaki tabloda BIST 100 şirketlerinin son bir hafta, iki hafta, bir ay, üç ay ve altı aylık dönemlerde yabancı takas oranlarındaki değişimleri takası en çok artan ve azalan ilk on şirket bazında görebilirsiniz.

IPEKE son 6 aylık dönemde, **PETKM** ise son 1 aylık dönemde yabancı takas oranındaki düzenli artış ile ; **PGSUS**, **TKFEN** ve **INDES** son 6 aylık dönemde, **VAKBN** ise son 3 aylık dönemde yabancı takas oranında devam eden düzenli azalışla dikkat çekmektedir.

YABANCI TAKAS ORANI EN ÇOK ARTAN İLK 10 HİSSE (BIST - 100, bp)										
	Haftalık	2 Haftalık	Aylık	3 Aylık	6 Aylık		2 Haftalık	Aylık	3 Aylık	6 Aylık
1	CLEBI	108 bp	IPEKE	574 bp	IPEKE	1329 bp	YKBNK	1371 bp	IPEKE	1834 bp
2	PETKM	88 bp	ASELS	243 bp	GEREL	1219 bp	IPEKE	1179 bp	YKBNK	1307 bp
3	ALARK	77 bp	ALARK	224 bp	ISGYO	206 bp	GEREL	857 bp	GEREL	1092 bp
4	NETAS	68 bp	PETKM	184 bp	ALARK	197 bp	ISGYO	637 bp	ASELS	835 bp
5	ALBRK	66 bp	CLEBI	159 bp	PETKM	180 bp	ASELS	525 bp	VESTL	686 bp
6	IPEKE	63 bp	ECILC	130 bp	CLEBI	179 bp	IHLAS	382 bp	KRDMD	482 bp
7	ADESE	59 bp	ISGYO	117 bp	ASELS	156 bp	BJKAS	229 bp	ISDMR	396 bp
8	DOHOL	51 bp	NETAS	83 bp	FENER	115 bp	ALGYO	135 bp	AKSEN	369 bp
9	KRDMD	50 bp	POLHO	70 bp	POLHO	114 bp	PETKM	98 bp	HURGZ	294 bp
10	POLHO	49 bp	ALBRK	61 bp	ALBRK	104 bp	ALBRK	82 bp	IHLAS	294 bp

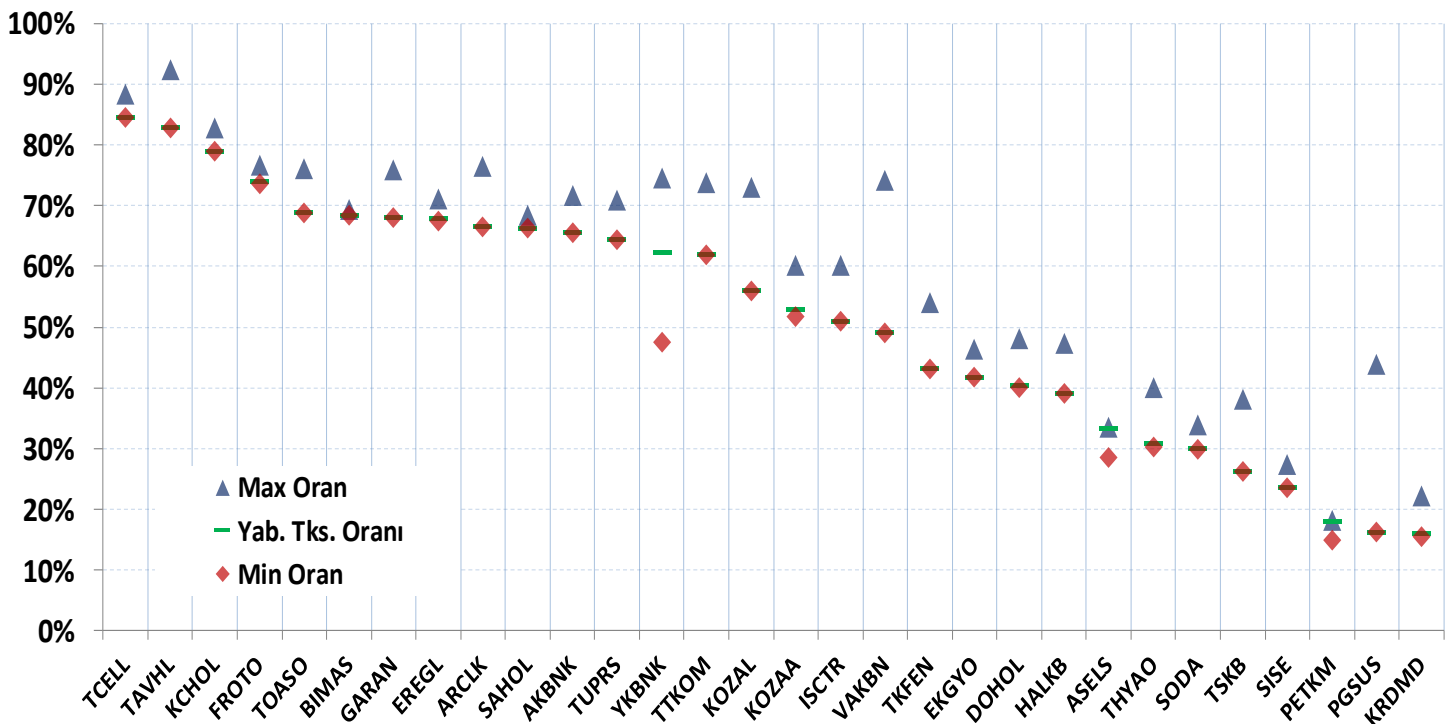
YABANCI TAKAS ORANI EN ÇOK AZALAN İLK 10 HİSSE (BIST - 100, bp)										
	Haftalık	2 Haftalık	Aylık	3 Aylık	6 Aylık		2 Haftalık	Aylık	3 Aylık	6 Aylık
1	MPARK	-534 bp	MPARK	-743 bp	PGSUS	-1356 bp	INDES	-2893 bp	INDES	-4005 bp
2	SOKM	-263 bp	VAKBN	-671 bp	VAKBN	-1284 bp	PGSUS	-2819 bp	PGSUS	-3449 bp
3	INDES	-242 bp	PGSUS	-632 bp	MPARK	-816 bp	VAKBN	-2538 bp	TKFEN	-2725 bp
4	VAKBN	-237 bp	INDES	-407 bp	KOZAL	-749 bp	KOZAL	-1737 bp	ALARK	-2634 bp
5	GARAN	-198 bp	TTKOM	-376 bp	ENJSA	-732 bp	OZGYO	-1718 bp	TUPRS	-1706 bp
6	TAVHL	-189 bp	SOKM	-369 bp	ARCLK	-717 bp	CEMTS	-1314 bp	SISE	-1675 bp
7	PGSUS	-172 bp	GARAN	-302 bp	INDES	-717 bp	TKFEN	-1203 bp	KOZAL	-1645 bp
8	TKFEN	-151 bp	ENJSA	-265 bp	TTKOM	-567 bp	ANACM	-1189 bp	ALBRK	-1640 bp
9	HALKB	-131 bp	TKFEN	-245 bp	TAVHL	-529 bp	TSKB	-1170 bp	TSKB	-1391 bp
10	ARCLK	-126 bp	KOZAL	-213 bp	TKFEN	-465 bp	EGEEN	-1142 bp	KORDS	-1370 bp

Haftalık Yabancı Takas Değişimleri



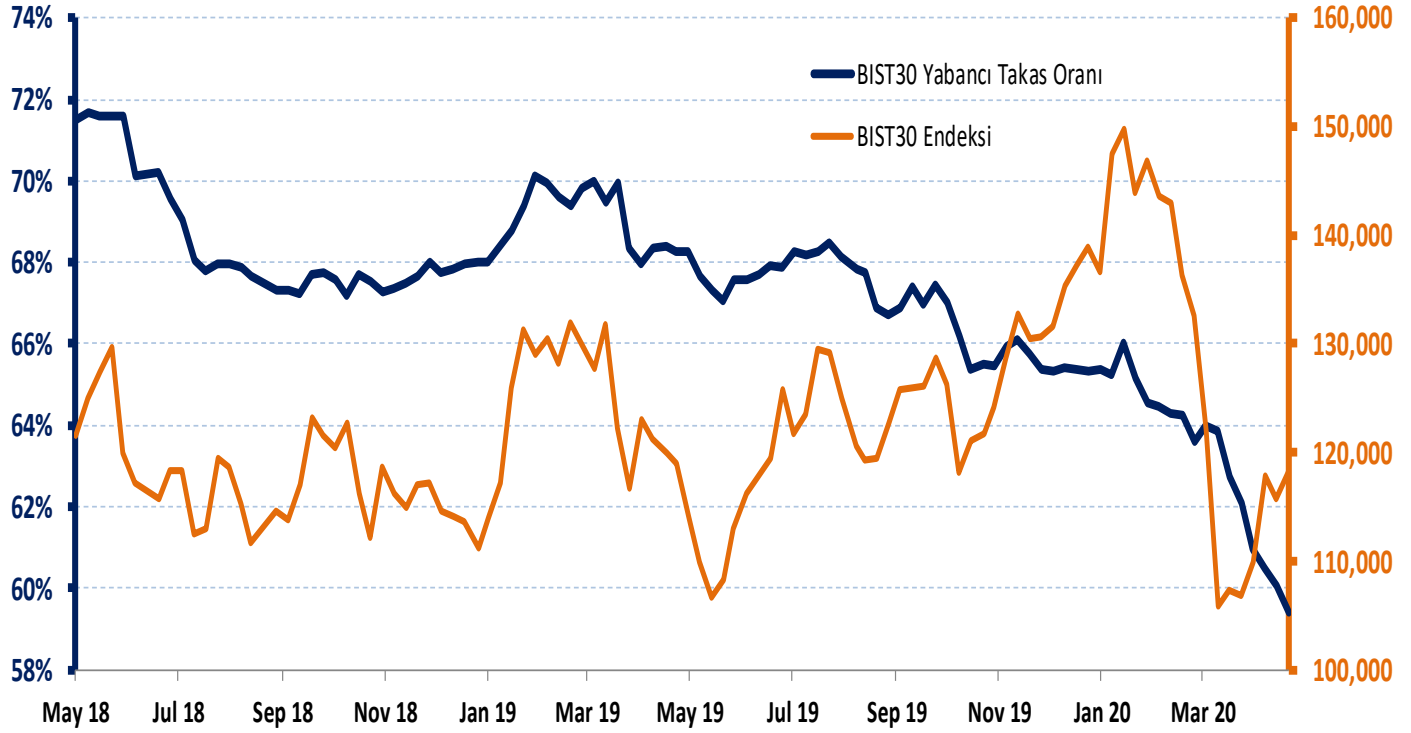
BIST 30 Şirketlerinin Son 3 Aylık Yabancı Takas Oranları

Aşağıdaki tabloda, BIST 30 şirketlerinin cari yabancı takas oranlarının son üç aylık dönemde gördükleri en yüksek ve en düşük yabancı takas oranlarına olan konumunu görebilirsiniz. Tablo, cari yabancı takas oranı



Kaynak: Matriks, HLY Yatırım Danışmanlığı ve Bireysel Portföy Yönetimi

BIST 30 Yabancı Takas Oranı

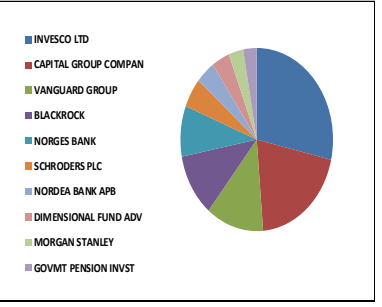


Kaynak: HLY Yatırım Danışmanlığı & Bireysel Portföy Yönetimi

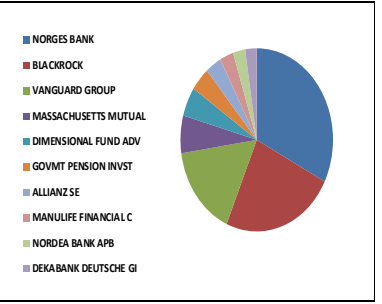
Not: BIST 30 Yabancı Takas Oranı, endeks kapsamındaki şirketlerin endeks ağırlıkları ve yabancı takas oranları esas alınarak hesaplanmış olup Takasbank tarafından açıklanan yabancı takas oranından farklılık göstermektedir.

Yabancı Takas Oranları

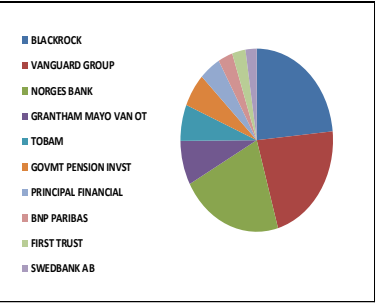
AKBNK TI - İlk 10 Yabancı Ortak	Pozisyon	Pozisyon Değişimi	Piyasa Değeri	Hisse Oranı	Bildirim Tarihi	Ülke
INVECO LTD	238,977,799	-526,967	4,024,386,172	4.60%	4/27/2020	United States
CAPITAL GROUP COMPAN	168,556,358	40,256,362	2,838,489,094	3.24%	3/31/2020	United States
VANGUARD GROUP	102,424,554	2,579,369	1,724,829,505	1.97%	4/8/2020	United States
BLACKROCK	93,304,916	167,330	1,571,254,800	1.79%	4/27/2020	United States
NORGES BANK	74,635,608	0	1,256,863,650	1.44%	12/31/2019	Norway
SCHRODERS PLC	43,502,382	18,866,154	732,580,120	0.84%	3/31/2020	United Kingdom
NORDEA BANK APB	34,472,934	-959,478	580,524,214	0.66%	2/28/2020	Sweden
DIMENSIONAL FUND ADV	31,795,208	153,009	535,431,308	0.61%	2/29/2020	United States
MORGAN STANLEY	26,215,142	7,266,548	441,462,995	0.50%	2/28/2020	United States
GOVMT PENSION INVST	24,034,990	0	404,749,235	0.46%	3/31/2019	Japan



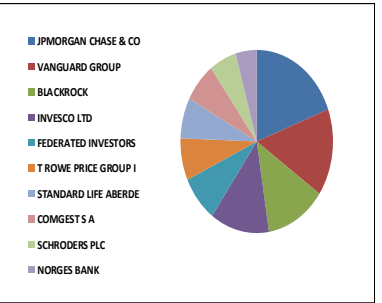
ARCLK TI - İlk 10 Yabancı Ortak	Pozisyon	Pozisyon Değişimi	Piyasa Değeri	Hisse Oranı	Bildirim Tarihi	Ülke
NORGES BANK	13,615,327	0	229,282,109	2.01%	12/31/2019	Norway
BLACKROCK	10,011,872	-157,507	168,599,926	1.48%	4/24/2020	United States
VANGUARD GROUP	6,727,169	457,529	113,285,527	1.00%	4/8/2020	United States
MASSACHUSETTS MUTUAL	2,758,542	225,037	46,453,848	0.41%	9/30/2019	United States
DIMENSIONAL FUND ADV	2,160,118	27,564	36,376,387	0.32%	2/29/2020	United States
GOVMT PENSION INVST	1,772,683	0	29,851,982	0.26%	3/31/2019	Japan
ALLIANZ SE	1,395,357	194,987	23,497,812	0.21%	4/27/2020	Germany
MANULIFE FINANCIAL C	1,213,148	496,773	20,429,413	0.18%	3/31/2020	Canada
NORDEA BANK APB	1,064,959	-1,387	17,933,910	0.16%	2/28/2020	Sweden
DEKABANK DEUTSCHE GI	1,000,000	-18,000	16,840,000	0.15%	9/30/2019	Germany



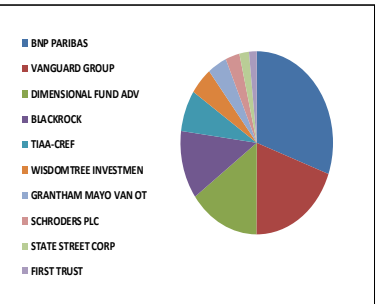
ASELS TI - İlk 10 Yabancı Ortak	Pozisyon	Pozisyon Değişimi	Piyasa Değeri	Hisse Oranı	Bildirim Tarihi	Ülke
BLACKROCK	11,308,864	5,518	190,441,271	0.99%	4/24/2020	United States
VANGUARD GROUP	10,599,486	193,227	178,495,346	0.93%	4/8/2020	United States
NORGES BANK	10,367,196	0	174,583,582	0.91%	12/31/2019	Norway
GRANTHAM MAYO VAN OT	3,739,672	0	62,976,077	0.33%	11/30/2018	United States
TOBAM	3,036,194	0	51,129,507	0.27%	6/30/2018	France
GOVMT PENSION INVST	2,834,216	0	47,728,198	0.25%	3/31/2019	Japan
PRINCIPAL FINANCIAL	2,180,800	2,180,800	36,724,672	0.19%	3/31/2020	United States
BNP PARIBAS	1,440,480	-89,762	24,257,683	0.13%	2/28/2020	France
FIRST TRUST	1,333,402	0	22,454,490	0.12%	4/27/2020	United States
SWEDBANK AB	1,157,945	-1,261,276	19,499,794	0.10%	3/31/2020	Sweden



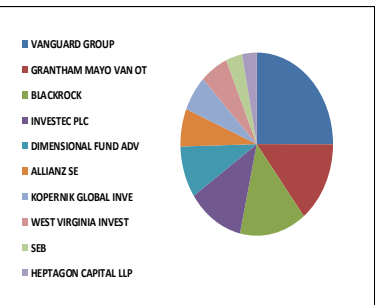
BIMAS TI - İlk 10 Yabancı Ortak	Pozisyon	Pozisyon Değişimi	Piyasa Değeri	Hisse Oranı	Bildirim Tarihi	Ülke
JPMORGAN CHASE & CO	21,007,506	11,281,597	353,766,404	3.46%	4/27/2020	United States
VANGUARD GROUP	16,685,287	504,003	280,980,236	2.75%	4/8/2020	United States
BLACKROCK	13,894,117	63,020	233,976,932	2.29%	4/27/2020	United States
INVECO LTD	13,604,448	110,416	229,098,906	2.24%	4/27/2020	United States
FEDERATED INVESTORS	8,907,710	-659,357	150,005,838	1.47%	1/31/2020	United States
T ROWE PRICE GROUP I	8,100,465	146,531	136,411,832	1.33%	3/31/2020	United States
STANDARD LIFE ABERDE	7,846,897	-2,852,355	132,141,747	1.29%	3/31/2020	United Kingdom
COMGEST S A	7,670,892	0	129,177,822	1.26%	12/31/2019	France
SCHRODERS PLC	6,224,018	2,449,104	104,812,464	1.03%	3/31/2020	United Kingdom
NORGES BANK	4,849,646	0	81,668,039	0.80%	12/31/2019	Norway



DOHOL TI - İlk 10 Yabancı Ortak	Pozisyon	Pozisyon Değişimi	Piyasa Değeri	Hisse Oranı	Bildirim Tarihi	Ülke
BNP PARIBAS	58,811,205	58,811,205	990,380,701	2.25%	2/28/2020	France
VANGUARD GROUP	37,614,635	4,719,462	633,430,459	1.44%	3/31/2020	United States
DIMENSIONAL FUND ADV	28,831,100	-10,020,648	485,515,728	1.10%	2/29/2020	United States
BLACKROCK	23,254,924	15,202	391,612,924	0.89%	4/24/2020	United States
TIAA-CREF	14,131,160	1,598,154	237,968,737	0.54%	2/29/2020	United States
WISDOMTREE INVESTMEN	9,506,618	-10,026	160,091,449	0.36%	4/27/2020	United States
GRANTHAM MAYO VAN OT	7,846,691	0	132,138,278	0.30%	11/30/2018	United States
SCHRODERS PLC	5,806,202	0	97,776,443	0.22%	3/31/2020	United Kingdom
STATE STREET CORP	3,812,874	0	64,208,799	0.15%	4/27/2020	United States
FIRST TRUST	3,134,904	0	52,791,784	0.12%	4/27/2020	United States



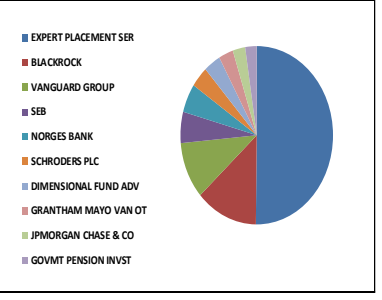
EKGYO TI - İlk 10 Yabancı Ortak	Pozisyon	Pozisyon Değişimi	Piyasa Değeri	Hisse Oranı	Bildirim Tarihi	Ülke
VANGUARD GROUP	74,280,302	-1,050,991	1,250,880,297	1.95%	3/31/2020	United States
GRANTHAM MAYO VAN OT	42,386,805	243,370	713,793,803	1.12%	11/30/2018	United States
BLACKROCK	41,908,012	315,300	705,730,928	1.10%	4/24/2020	United States
INVESTEK PLC	35,415,013	-1,483,363	596,388,824	0.93%	2/29/2020	United Kingdom
DIMENSIONAL FUND ADV	26,920,652	2,085,306	453,343,784	0.71%	2/29/2020	United States
ALLIANZ SE	19,788,783	7,012,043	333,243,109	0.52%	4/27/2020	Germany
KOPERNIK GLOBAL INVE	18,431,735	0	310,390,420	0.49%	2/29/2020	United States
WEST VIRGINIA INVEST	17,656,762	0	297,339,875	0.46%	3/31/2018	United States
SEB	10,159,910	-5,300,000	171,092,886	0.27%	5/31/2019	Sweden
HEPTAGON CAPITAL LLP	8,986,240	0	151,328,283	0.24%	1/31/2020	United Kingdom



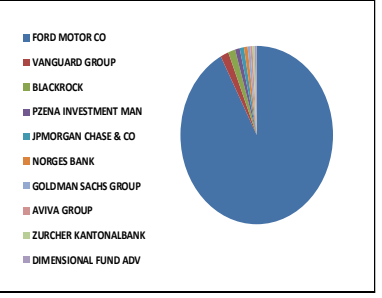
Yabancı Takas Oranları

BIST 30 - İlk 10 Yabancı Hissedar Pozisyonu

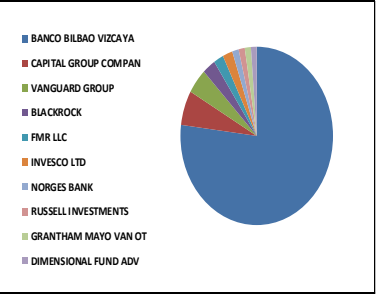
EREGL TI - İlk 10 Yabancı Ortak	Pozisyon	Pozisyon Değişimi	Piyasa Değeri	Hisse Oranı	Bildirim Tarihi	Ülke
EXPERT PLACEMENT SER	245,349,997	0	4,131,693,987	7.01%	2/7/2019	Romania
BLACKROCK	63,983,042	-1,039,207	1,077,474,437	1.83%	4/27/2020	United States
VANGUARD GROUP	50,360,948	1,584,623	848,078,372	1.44%	4/8/2020	United States
SEB	27,782,264	-21,226,593	467,853,330	0.79%	5/31/2019	Sweden
NORGES BANK	25,649,983	0	431,945,718	0.73%	12/31/2019	Norway
SCHRODERS PLC	18,528,681	1,760,754	312,022,991	0.53%	3/31/2020	United Kingdom
DIMENSIONAL FUND ADV	17,361,340	246,942	292,364,968	0.50%	2/29/2020	United States
GRANTHAM MAYO VAN OT	14,888,926	31,515	250,729,516	0.43%	11/30/2018	United States
JPMORGAN CHASE & CO	12,908,480	-4,230,839	217,378,805	0.37%	4/27/2020	United States
GOVMT PENSION INVST	11,871,612	0	199,917,948	0.34%	3/31/2019	Japan



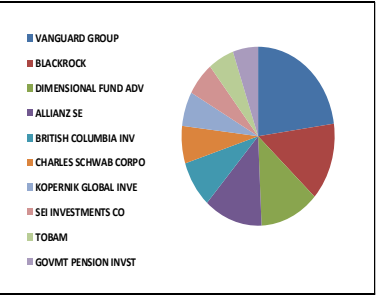
FROTO TI - İlk 10 Yabancı Ortak	Pozisyon	Pozisyon Değişimi	Piyasa Değeri	Hisse Oranı	Bildirim Tarihi	Ülke
FORD MOTOR CO	143,997,037	0	2,424,910,125	41.04%	12/31/2019	United States
VANGUARD GROUP	2,716,851	100,378	45,751,771	0.77%	4/8/2020	United States
BLACKROCK	2,362,716	1,192	39,788,138	0.67%	4/24/2020	United States
PZENA INVESTMENT MAN	1,552,377	0	26,142,029	0.44%	3/31/2020	United States
JPMORGAN CHASE & CO	1,405,199	-34,328	23,663,551	0.40%	4/27/2020	United States
NORGES BANK	1,184,399	0	19,945,279	0.34%	12/31/2019	Norway
GOLDMAN SACHS GROUP	861,208	-84,926	14,502,743	0.25%	3/31/2020	United States
AVIVA GROUP	729,108	-50,525	12,278,179	0.21%	3/31/2020	United States
ZÜRCHER KANTONALBANK	699,882	-2,082	11,786,013	0.20%	2/28/2020	Switzerland
DIMENSIONAL FUND ADV	687,503	39,726	11,577,551	0.20%	2/29/2020	United States



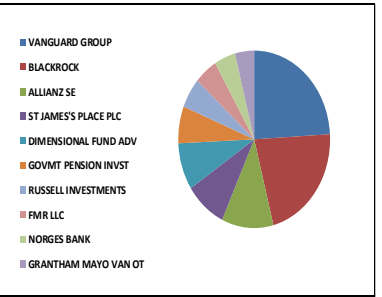
GARAN TI - İlk 10 Yabancı Ortak	Pozisyon	Pozisyon Değişimi	Piyasa Değeri	Hisse Oranı	Bildirim Tarihi	Ülke
BANCO BILBAO VIZCAYA	2,093,700,000	0	35,257,908,319	49.85%	2/7/2019	Spain
CAPITAL GROUP COMPAN	170,838,878	-3,278,586	2,876,926,732	4.07%	3/31/2020	United States
VANGUARD GROUP	123,767,783	1,831,279	2,084,249,485	2.95%	4/8/2020	United States
BLACKROCK	75,746,024	-798,347	1,275,563,056	1.80%	4/27/2020	United States
FMR LLC	57,026,517	15,826,369	960,326,555	1.36%	4/27/2020	United States
INVESCO LTD	56,975,297	-3,844,107	959,464,010	1.36%	4/27/2020	United States
NORGES BANK	37,497,811	0	631,463,143	0.89%	12/31/2019	Norway
RUSSELL INVESTMENTS	35,734,233	244,797	601,764,489	0.85%	3/31/2020	United States
GRANTHAM MAYO VAN OT	35,368,628	54,543	595,607,701	0.84%	11/30/2018	United States
DIMENSIONAL FUND ADV	33,154,041	-325,406	558,314,055	0.79%	2/29/2020	United States



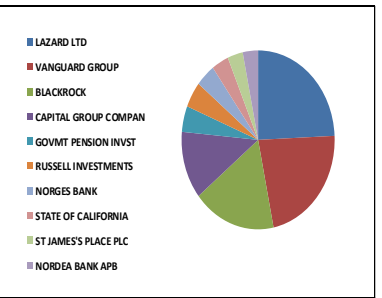
HALKB TI - İlk 10 Yabancı Ortak	Pozisyon	Pozisyon Değişimi	Piyasa Değeri	Hisse Oranı	Bildirim Tarihi	Ülke
VANGUARD GROUP	21,813,018	89,332	367,331,226	1.75%	3/31/2020	United States
BLACKROCK	13,471,062	-51,166	226,852,686	1.08%	4/27/2020	United States
DIMENSIONAL FUND ADV	11,997,153	-1,005,771	202,032,058	0.96%	2/29/2020	United States
ALLIANZ SE	11,924,496	3,066,020	200,808,514	0.95%	4/27/2020	Germany
BRITISH COLUMBIA INV	8,074,328	0	135,971,685	0.65%	3/30/2018	Canada
CHARLES SCHWAB CORPO	6,533,162	220,108	110,018,449	0.52%	4/27/2020	United States
KOPERNIK GLOBAL INVE	5,952,173	0	100,234,594	0.48%	2/29/2020	United States
SEI INVESTMENTS CO	5,850,858	81,869	98,528,450	0.47%	3/31/2020	United States
TOBAM	5,307,179	0	89,372,895	0.42%	6/30/2018	France
GOVMT PENSION INVST	5,095,170	0	85,802,664	0.41%	3/31/2019	Japan



ISCTR TI - İlk 10 Yabancı Ortak	Pozisyon	Pozisyon Değişimi	Piyasa Değeri	Hisse Oranı	Bildirim Tarihi	Ülke
VANGUARD GROUP	53,322,921	1,671,464	897,957,998	1.18%	4/8/2020	United States
BLACKROCK	48,150,731	-128,810	810,858,317	1.07%	4/27/2020	United States
ALLIANZ SE	24,131,818	4,086,316	406,379,819	0.54%	4/27/2020	Germany
ST JAMES'S PLACE PLC	19,273,018	0	324,557,626	0.43%	9/30/2018	United Kingdom
DIMENSIONAL FUND ADV	18,928,246	-1,331,872	318,751,666	0.42%	2/29/2020	United States
GOVMT PENSION INVST	14,634,506	0	246,445,083	0.33%	3/31/2019	Japan
RUSSELL INVESTMENTS	11,948,506	140,910	201,212,843	0.27%	3/31/2020	United States
FMR LLC	10,590,955	137,630	178,351,684	0.24%	4/27/2020	United States
NORGES BANK	9,729,511	0	163,844,967	0.22%	12/31/2019	Norway
GRANTHAM MAYO VAN OT	9,185,509	-23,232	154,683,973	0.20%	11/30/2018	United States



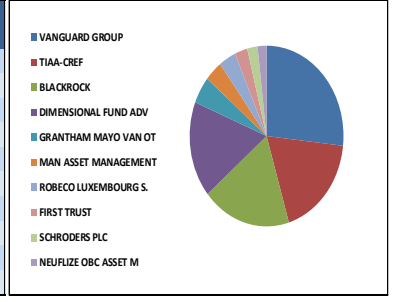
KCHOL TI - İlk 10 Yabancı Ortak	Pozisyon	Pozisyon Değişimi	Piyasa Değeri	Hisse Oranı	Bildirim Tarihi	Ülke
LAZARD LTD	34,295,610	-2,506,015	577,538,078	1.35%	3/31/2020	Bermuda
VANGUARD GROUP	31,766,103	472,630	534,941,179	1.25%	4/8/2020	United States
BLACKROCK	24,695,920	-116,535	415,879,297	0.97%	4/27/2020	United States
CAPITAL GROUP COMPAN	17,203,618	-3,909	289,708,930	0.68%	3/31/2020	United States
GOVMT PENSION INVST	6,639,537	0	111,809,804	0.26%	3/31/2019	Japan
RUSSELL INVESTMENTS	6,520,085	-38,217	109,798,232	0.26%	3/31/2020	United States
NORGES BANK	5,841,621	0	98,372,899	0.23%	12/31/2019	Norway
STATE OF CALIFORNIA	5,137,031	0	86,507,603	0.20%	6/30/2019	United States
ST JAMES'S PLACE PLC	4,525,621	0	76,211,458	0.18%	9/30/2018	United Kingdom
NORDEA BANK APB	4,501,799	8,670	75,810,296	0.18%	2/28/2020	Sweden



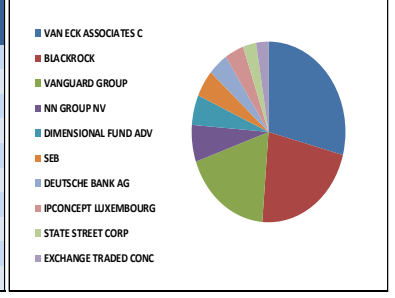
Yabancı Takas Oranları

BIST 30 - İlk 10 Yabancı Hissedar Pozisyonu

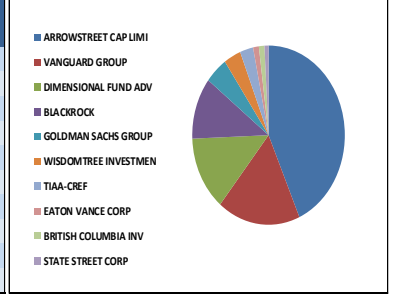
KOZAA TI - İlk 10 Yabancı Ortak	Pozisyon	Pozisyon Değişimi	Piyasa Değeri	Hisse Oranı	Bildirim Tarihi	Ülke
VANGUARD GROUP	6,636,497	193,497	111,758,610	1.71%	3/31/2020	United States
TIAA-CREF	4,615,532	2,746,141	77,725,560	1.19%	2/29/2020	United States
BLACKROCK	4,607,796	18,755	77,595,285	1.19%	4/24/2020	United States
DIMENSIONAL FUND ADV	4,253,622	-27,975	71,630,995	1.10%	2/29/2020	United States
GRANTHAM MAYO VAN OT	1,198,966	0	20,190,588	0.31%	11/30/2018	United States
MAN ASSET MANAGEMENT	912,055	0	15,359,006	0.24%	1/31/2020	Ireland
ROBECO LUXEMBOURG S.	893,255	0	15,042,414	0.23%	2/29/2020	Luxembourg
FIRST TRUST	660,297	0	11,119,402	0.17%	4/27/2020	United States
SCHRODERS PLC	549,769	549,769	9,258,110	0.14%	12/31/2019	United Kingdom
NEUFILIZE OBC ASSET M	456,398	-447	7,685,742	0.12%	12/31/2019	France



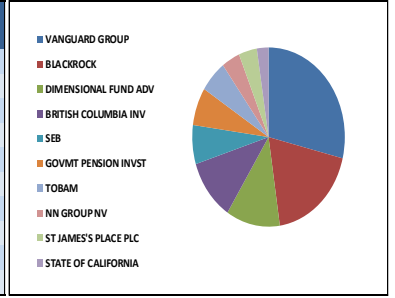
KOZAL TI - İlk 10 Yabancı Ortak	Pozisyon	Pozisyon Değişimi	Piyasa Değeri	Hisse Oranı	Bildirim Tarihi	Ülke
VAN ECK ASSOCIATES C	2,562,036	0	43,144,687	1.68%	4/27/2020	United States
BLACKROCK	1,947,350	-332,933	32,793,374	1.28%	4/24/2020	United States
VANGUARD GROUP	1,623,432	-2,672	27,338,595	1.06%	3/31/2020	United States
NN GROUP NV	575,980	225,565	9,699,503	0.38%	3/31/2020	Netherlands
DIMENSIONAL FUND ADV	475,953	-4,881	8,015,049	0.31%	2/29/2020	United States
SEB	422,119	-379,801	7,108,484	0.28%	5/31/2019	Sweden
DEUTSCHE BANK AG	361,796	0	6,092,645	0.24%	2/28/2020	Germany
IPCONCEPT LUXEMBOURG	357,704	357,704	6,023,735	0.23%	6/28/2019	Luxembourg
STATE STREET CORP	237,154	0	3,993,673	0.16%	4/27/2020	United States
EXCHANGE TRADED CONC	232,063	0	3,907,941	0.15%	4/27/2020	United States



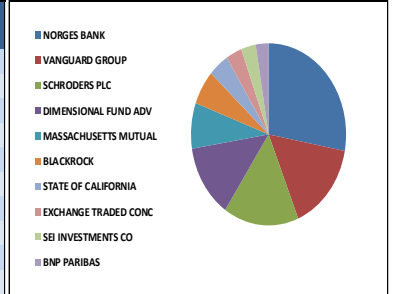
KRDM TI - İlk 10 Yabancı Ortak	Pozisyon	Pozisyon Değişimi	Piyasa Değeri	Hisse Oranı	Bildirim Tarihi	Ülke
ARROWSTREET CAP LIMI	83,102,311	24,460,621	1,399,442,930	10.65%	2/6/2018	United States
VANGUARD GROUP	33,642,348	-928,304	566,537,145	4.31%	3/31/2020	United States
DIMENSIONAL FUND ADV	25,761,192	146,300	433,818,477	3.30%	2/29/2020	United States
BLACKROCK	21,278,865	10,807	358,336,090	2.73%	4/24/2020	United States
GOLDMAN SACHS GROUP	9,197,497	0	154,885,851	1.18%	9/30/2018	United States
WISDOMTREE INVESTMEN	6,980,450	-7,916	117,550,779	0.89%	4/27/2020	United States
TIAA-CREF	5,391,967	5,028,806	90,800,725	0.69%	12/31/2019	United States
EATON VANCE CORP	2,370,335	0	39,916,442	0.30%	2/28/2020	United States
BRITISH COLUMBIA INV	2,298,013	0	38,698,539	0.29%	3/30/2018	Canada
STATE STREET CORP	1,672,755	0	28,169,194	0.21%	4/27/2020	United States



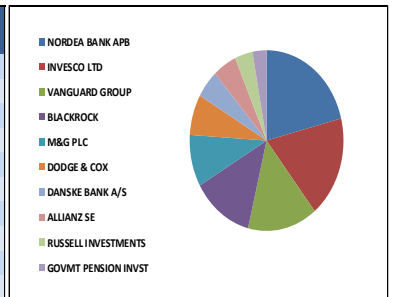
PETKM TI - İlk 10 Yabancı Ortak	Pozisyon	Pozisyon Değişimi	Piyasa Değeri	Hisse Oranı	Bildirim Tarihi	Ülke
VANGUARD GROUP	34,619,526	-641,119	582,992,823	1.64%	3/31/2020	United States
BLACKROCK	22,553,791	18,763	379,805,844	1.07%	4/24/2020	United States
DIMENSIONAL FUND ADV	13,680,007	-3,060,011	230,371,320	0.65%	2/29/2020	United States
BRITISH COLUMBIA INV	13,373,068	0	225,202,467	0.63%	3/30/2018	Canada
SEB	8,495,150	-13,014,827	143,058,327	0.40%	5/31/2019	Sweden
GOVMT PENSION INVST	8,310,721	0	139,952,543	0.39%	3/31/2019	Japan
TOBAM	6,864,855	0	115,604,159	0.33%	6/30/2018	France
NN GROUP NV	4,582,097	4,582,097	77,162,514	0.22%	6/30/2019	Netherlands
ST JAMES'S PLACE PLC	4,555,431	0	76,713,459	0.22%	9/30/2018	United Kingdom
STATE OF CALIFORNIA	2,979,141	0	50,168,735	0.14%	6/30/2019	United States



PGSUS TI - İlk 10 Yabancı Ortak	Pozisyon	Pozisyon Değişimi	Piyasa Değeri	Hisse Oranı	Bildirim Tarihi	Ülke
NORGES BANK	2,151,293	0	36,227,774	2.10%	12/31/2019	Norway
VANGUARD GROUP	1,216,817	7,378	20,491,198	1.19%	3/31/2020	United States
SCHRODERS PLC	1,207,947	1,122,908	20,341,828	1.18%	12/31/2019	United Kingdom
DIMENSIONAL FUND ADV	1,007,022	-276,554	16,958,251	0.98%	2/29/2020	United States
MASSACHUSETTS MUTUAL	624,260	0	10,512,538	0.61%	9/30/2019	United States
BLACKROCK	465,532	20,583	7,839,559	0.46%	4/24/2020	United States
STATE OF CALIFORNIA	329,037	0	5,540,983	0.32%	6/30/2019	United States
EXCHANGE TRADED CONC	253,111	0	4,262,389	0.25%	4/27/2020	United States
SEI INVESTMENTS CO	236,244	-71,510	3,978,349	0.23%	3/31/2020	United States
BNP PARIBAS	204,379	-15,947	3,441,742	0.20%	2/28/2020	France



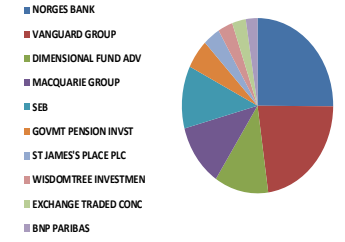
SAHOL TI - İlk 10 Yabancı Ortak	Pozisyon	Pozisyon Değişimi	Piyasa Değeri	Hisse Oranı	Bildirim Tarihi	Ülke
NORDEA BANK APB	48,253,929	-670,301	812,596,172	2.36%	2/28/2020	Sweden
INVESCO LTD	41,552,876	-13,274,166	699,750,438	2.04%	4/27/2020	United States
VANGUARD GROUP	33,415,192	1,098,701	562,711,838	1.64%	4/8/2020	United States
BLACKROCK	29,411,625	-484,193	495,291,769	1.44%	4/27/2020	United States
M&G PLC	21,175,529	602,790	356,595,912	1.04%	12/31/2019	United Kingdom
DODGE & COX	16,629,422	-24,904,332	280,039,469	0.82%	3/31/2020	United States
DANSKE BANK A/S	11,428,789	1,730,465	192,460,809	0.56%	3/31/2020	Denmark
ALLIANZ SE	11,358,179	1,979,804	191,271,736	0.56%	4/27/2020	Germany
RUSSELL INVESTMENTS	8,543,816	234,974	143,877,863	0.42%	3/31/2020	United States
GOVMT PENSION INVST	6,654,981	0	112,069,881	0.33%	3/31/2019	Japan



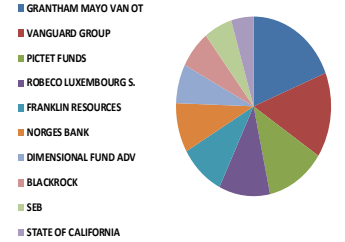
Yabancı Takas Oranları

BIST 30 - İlk 10 Yabancı Hissedar Pozisyonu

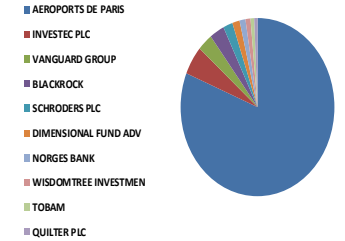
SISE TI - İlk 10 Yabancı Ortak	Pozisyon	Pozisyon Değişimi	Piyasa Değeri	Hisse Oranı	Bildirim Tarihi	Ülke
NORGES BANK	24,933,762	0	419,884,556	1.11%	12/31/2019	Norway
VANGUARD GROUP	22,481,945	227,906	378,595,957	1.00%	3/31/2020	United States
DIMENSIONAL FUND ADV	11,542,634	-504,194	194,377,958	0.51%	2/29/2020	United States
MACQUARIE GROUP	11,511,563	0	193,854,723	0.51%	1/31/2020	Australia
SEB	11,418,995	-223,994	192,295,878	0.51%	5/31/2019	Sweden
GOVMT PENSION INVST	5,438,895	0	91,590,993	0.24%	3/31/2019	Japan
ST JAMES'S PLACE PLC	3,660,988	0	61,651,038	0.16%	9/30/2018	United Kingdom
WISDOMTREE INVESTMEN	3,055,707	0	51,458,106	0.14%	4/27/2020	United States
EXCHANGE TRADED CONC	2,848,585	0	47,970,172	0.13%	4/27/2020	United States
BNP PARIBAS	2,421,000	977,999	40,769,640	0.11%	2/28/2020	France



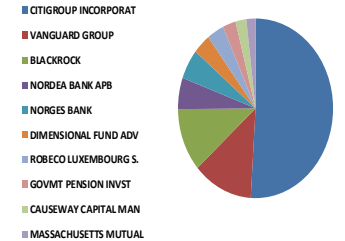
SODA TI - İlk 10 Yabancı Ortak	Pozisyon	Pozisyon Değişimi	Piyasa Değeri	Hisse Oranı	Bildirim Tarihi	Ülke
GRANTHAM MAYO VAN OT	18,274,302	0	307,739,248	1.83%	11/30/2018	United States
VANGUARD GROUP	14,800,957	1,126,118	249,248,118	1.48%	3/31/2020	United States
PICTET FUNDS	11,892,915	-53,245	200,276,690	1.19%	12/31/2019	Switzerland
ROBECO LUXEMBOURG S.	10,345,359	0	174,215,847	1.03%	2/29/2020	Luxembourg
FRANKLIN RESOURCES	9,129,656	-411,638	153,743,408	0.91%	3/31/2020	United States
NORGES BANK	8,563,988	0	144,217,559	0.86%	12/31/2019	Norway
DIMENSIONAL FUND ADV	6,767,864	-2,129	113,970,831	0.68%	2/29/2020	United States
BLACKROCK	6,634,566	5,967	111,726,092	0.66%	4/24/2020	United States
SEB	5,688,011	2,038,110	95,786,106	0.57%	5/31/2019	Sweden
STATE OF CALIFORNIA	4,528,722	0	76,263,679	0.45%	6/30/2019	United States



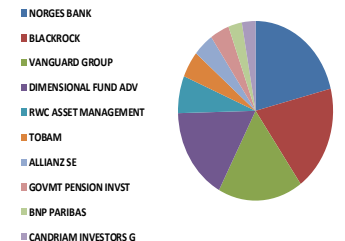
TAVHL TI - İlk 10 Yabancı Ortak	Pozisyon	Pozisyon Değişimi	Piyasa Değeri	Hisse Oranı	Bildirim Tarihi	Ülke
AEROPORTS DE PARIS	167,542,321	-2,992	2,821,412,711	46.12%	2/7/2019	France
INVESTEC PLC	10,788,530	-426,968	181,678,847	2.97%	2/29/2020	United Kingdom
VANGUARD GROUP	6,543,119	221,840	110,186,125	1.80%	4/8/2020	United States
BLACKROCK	6,393,709	3,142	107,670,061	1.76%	4/24/2020	United States
SCHRODERS PLC	4,146,539	-584,290	69,827,717	1.14%	12/31/2019	United Kingdom
DIMENSIONAL FUND ADV	3,178,549	184,754	53,526,766	0.87%	2/29/2020	United States
NORGES BANK	2,577,549	0	43,405,926	0.71%	12/31/2019	Norway
WISDOMTREE INVESTMEN	2,192,153	-2,426	36,915,857	0.60%	4/27/2020	United States
TOBAM	1,593,473	0	26,834,086	0.44%	2/28/2020	France
QUILTER PLC	1,434,426	-31,134	24,155,734	0.39%	1/31/2020	United Kingdom



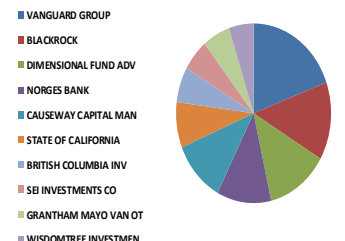
TCELL TI - İlk 10 Yabancı Ortak	Pozisyon	Pozisyon Değişimi	Piyasa Değeri	Hisse Oranı	Bildirim Tarihi	Ülke
CITIGROUP INCORPORAT	164,649,738	-371,310	2,772,701,613	7.48%	4/1/2020	United States
VANGUARD GROUP	40,159,629	1,313,487	676,288,158	1.83%	4/8/2020	United States
BLACKROCK	36,721,496	282,723	618,389,998	1.67%	4/27/2020	United States
NORDEA BANK APB	18,334,149	-375,610	308,747,072	0.83%	2/28/2020	Sweden
NORGES BANK	17,430,356	0	293,527,198	0.79%	12/31/2019	Norway
DIMENSIONAL FUND ADV	11,936,141	-71,482	201,004,616	0.54%	2/29/2020	United States
ROBECO LUXEMBOURG S.	11,435,145	538,708	192,567,844	0.52%	2/29/2020	Luxembourg
GOVMT PENSION INVST	8,892,377	0	149,747,630	0.40%	3/31/2019	Japan
CAUSEWAY CAPITAL MAN	7,234,407	1,443,550	121,827,415	0.33%	3/31/2020	United States
MASSACHUSETTS MUTUAL	6,251,798	27,676	105,280,279	0.28%	9/30/2019	United States



THYAO TI - İlk 10 Yabancı Ortak	Pozisyon	Pozisyon Değişimi	Piyasa Değeri	Hisse Oranı	Bildirim Tarihi	Ülke
NORGES BANK	22,542,405	0	379,614,104	1.63%	12/31/2019	Norway
BLACKROCK	20,396,816	53,937	343,482,385	1.48%	4/27/2020	United States
VANGUARD GROUP	18,887,656	-966,253	318,068,130	1.37%	4/8/2020	United States
DIMENSIONAL FUND ADV	17,937,811	-459,421	302,072,740	1.30%	2/29/2020	United States
RWC ASSET MANAGEMENT	7,134,896	1,404,996	120,151,650	0.52%	9/30/2019	United Kingdom
TOBAM	5,167,609	-17,507	87,022,536	0.37%	2/28/2020	France
ALLIANZ SE	4,523,182	2,339,856	76,170,386	0.33%	4/27/2020	Germany
GOVMT PENSION INVST	4,310,785	0	72,593,620	0.31%	3/31/2019	Japan
BNP PARIBAS	3,056,414	-98,636	51,470,012	0.22%	2/28/2020	France
CANDRIAM INVESTORS G	3,000,000	-700,000	50,520,000	0.22%	2/28/2020	Luxembourg



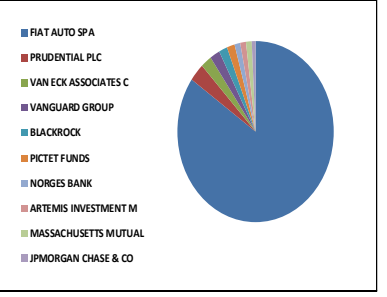
TKFEN TI - İlk 10 Yabancı Ortak	Pozisyon	Pozisyon Değişimi	Piyasa Değeri	Hisse Oranı	Bildirim Tarihi	Ülke
VANGUARD GROUP	6,400,490	231,312	107,784,253	1.73%	3/31/2020	United States
BLACKROCK	4,625,337	-101,463	77,890,676	1.25%	4/24/2020	United States
DIMENSIONAL FUND ADV	4,253,579	-2,539	71,630,271	1.15%	2/29/2020	United States
NORGES BANK	3,752,082	0	63,185,061	1.01%	12/31/2019	Norway
CAUSEWAY CAPITAL MAN	3,652,126	-628,601	61,501,802	0.99%	3/31/2020	United States
STATE OF CALIFORNIA	2,705,001	0	45,552,217	0.73%	6/30/2019	United States
BRITISH COLUMBIA INV	2,126,813	0	35,815,531	0.57%	3/30/2018	Canada
SEI INVESTMENTS CO	1,893,268	269,688	31,882,633	0.51%	3/31/2020	United States
GRANTHAM MAYO VAN OT	1,875,701	0	31,586,805	0.51%	11/30/2018	United States
WISDOMTREE INVESTMEN	1,717,047	-1,742	28,915,072	0.46%	4/27/2020	United States



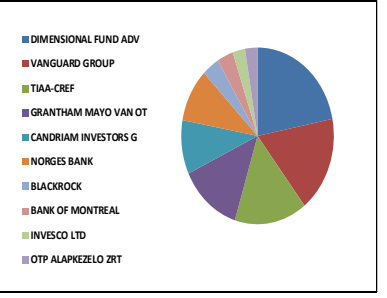
Yabancı Takas Oranları

BIST 30 - İlk 10 Yabancı Hissedar Pozisyonu

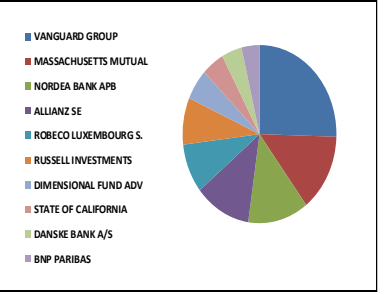
TOASO TI - İlk 10 Yabancı Ortak	Pozisyon	Pozisyon Değişimi	Piyasa Değeri	Hisse Oranı	Bildirim Tarihi	Ülke
FIAT AUTO SPA	189,279,857	0	3,187,472,821	37.86%	2/15/2019	Italy
PRUDENTIAL PLC	7,184,850	0	120,992,875	1.44%	11/29/2019	United Kingdom
VAN ECK ASSOCIATES C	5,030,000	0	84,705,201	1.01%	12/31/2019	United States
VANGUARD GROUP	4,587,936	324,004	77,260,843	0.92%	3/31/2020	United States
BLACKROCK	3,888,913	-2,297	65,489,296	0.78%	4/27/2020	United States
PICTET FUNDS	3,603,910	110,722	60,689,845	0.72%	12/31/2019	Switzerland
NORGES BANK	2,674,807	0	45,043,750	0.53%	12/31/2019	Norway
ARTEMIS INVESTMENT M	2,673,076	78,207	45,014,600	0.53%	12/31/2019	United Kingdom
MASSACHUSETTS MUTUAL	2,654,514	197,120	44,702,016	0.53%	9/30/2019	United States
JPMORGAN CHASE & CO	1,762,193	-853,554	29,675,330	0.35%	4/27/2020	United States



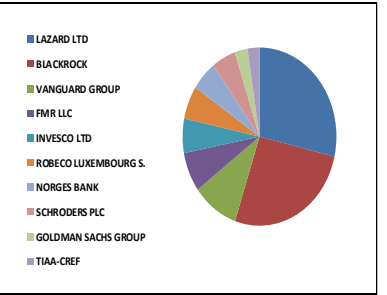
TSKB TI - İlk 10 Yabancı Ortak	Pozisyon	Pozisyon Değişimi	Piyasa Değeri	Hisse Oranı	Bildirim Tarihi	Ülke
DIMENSIONAL FUND ADV	53,532,699	-377,619	901,490,659	1.91%	2/29/2020	United States
VANGUARD GROUP	42,796,865	-260,379	720,699,213	1.53%	3/31/2020	United States
TIAA-CREF	37,649,211	10,743,053	634,012,719	1.34%	2/29/2020	United States
GRANTHAM MAYO VAN OT	32,260,900	0	543,273,561	1.15%	11/30/2018	United States
CANDRIAM INVESTORS G	24,100,000	0	405,844,004	0.86%	2/28/2020	Luxembourg
NORGES BANK	23,694,804	0	399,020,503	0.85%	12/31/2019	Norway
BLACKROCK	9,078,322	-1,867,001	152,878,944	0.32%	4/24/2020	United States
BANK OF MONTREAL	8,367,422	0	140,907,388	0.30%	9/30/2018	Canada
INVESCO LTD	6,507,831	-1,042,041	109,591,875	0.23%	12/31/2019	United States
OTP ALAPKEZELO ZRT	6,476,554	0	109,065,170	0.23%	6/28/2019	Hungary



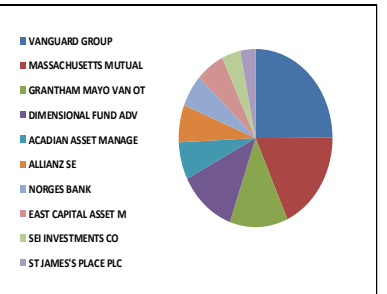
TTKOM TI - İlk 10 Yabancı Ortak	Pozisyon	Pozisyon Değişimi	Piyasa Değeri	Hisse Oranı	Bildirim Tarihi	Ülke
VANGUARD GROUP	18,865,972	721,814	317,702,971	0.54%	3/31/2020	United States
MASSACHUSETTS MUTUAL	10,444,988	0	175,893,600	0.30%	9/30/2019	United States
NORDEA BANK APB	9,446,317	1,413	159,075,980	0.27%	2/28/2020	Sweden
ALLIANZ SE	8,869,632	2,459,459	149,364,604	0.25%	4/27/2020	Germany
ROBEKO LUXEMBOURG S.	6,697,147	2,885,951	112,779,957	0.19%	2/29/2020	Luxembourg
RUSSELL INVESTMENTS	6,174,639	12,819	103,980,922	0.18%	3/31/2020	United States
DIMENSIONAL FUND ADV	4,351,280	-508,764	73,275,556	0.12%	2/29/2020	United States
STATE OF CALIFORNIA	3,480,359	0	58,609,246	0.10%	6/30/2019	United States
DANSKE BANK A/S	3,193,313	142,332	53,775,391	0.09%	3/31/2020	Denmark
BNP PARIBAS	2,758,181	-18,050	46,447,768	0.08%	3/31/2020	France



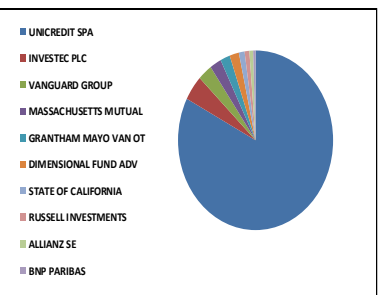
TUPRS TI - İlk 10 Yabancı Ortak	Pozisyon	Pozisyon Değişimi	Piyasa Değeri	Hisse Oranı	Bildirim Tarihi	Ülke
LAZARD LTD	13,472,553	0	226,877,795	5.38%	6/7/2018	Bermuda
BLACKROCK	12,498,780	0	210,479,457	4.99%	1/30/2020	United States
VANGUARD GROUP	4,549,456	26,899	76,612,840	1.82%	4/8/2020	United States
FMR LLC	3,389,117	50,563	57,072,731	1.35%	2/29/2020	United States
INVESCO LTD	2,930,625	1,003	49,351,725	1.17%	4/27/2020	United States
ROBEKO LUXEMBOURG S.	2,867,241	0	48,284,339	1.14%	2/29/2020	Luxembourg
NORGES BANK	2,566,542	0	43,220,568	1.02%	12/31/2019	Norway
SCHROEDERS PLC	2,389,363	-1,800,324	40,236,873	0.95%	3/31/2020	United Kingdom
GOLDMAN SACHS GROUP	1,281,893	200	21,587,078	0.51%	10/31/2019	United States
TIAA-CREF	1,186,592	-19,187	19,982,209	0.47%	2/29/2020	United States



VAKBN TI - İlk 10 Yabancı Ortak	Pozisyon	Pozisyon Değişimi	Piyasa Değeri	Hisse Oranı	Bildirim Tarihi	Ülke
VANGUARD GROUP	36,719,990	1,065,573	618,364,637	1.47%	3/31/2020	United States
MASSACHUSETTS MUTUAL	26,989,338	0	454,500,456	1.08%	9/30/2019	United States
GRANTHAM MAYO VAN OT	17,948,619	-113,893	302,254,747	0.72%	11/30/2018	United States
DIMENSIONAL FUND ADV	17,834,669	-1,380,614	300,335,829	0.71%	2/29/2020	United States
ACADIAN ASSET MANAGE	10,074,057	0	169,647,121	0.40%	2/29/2020	United States
ALLIANZ SE	9,921,503	2,144,500	167,078,112	0.40%	4/27/2020	Germany
NORGES BANK	8,857,774	0	149,164,916	0.35%	12/31/2019	Norway
EAST CAPITAL ASSET M	8,682,179	-1,187,912	146,207,896	0.35%	2/28/2020	Luxembourg
SEI INVESTMENTS CO	5,642,370	-212,700	95,017,512	0.23%	3/31/2020	United States
ST JAMES'S PLACE PLC	4,756,823	0	80,104,900	0.19%	9/30/2018	United Kingdom



YKBNK TI - İlk 10 Yabancı Ortak	Pozisyon	Pozisyon Değişimi	Piyasa Değeri	Hisse Oranı	Bildirim Tarihi	Ülke
UNICREDIT SPA	1,689,410,260	-1,007,458,040	28,449,669,036	20.00%	2/14/2020	Italy
INVESTEC PLC	92,578,793	16,107,901	1,559,026,888	1.10%	2/29/2020	United Kingdom
VANGUARD GROUP	60,424,677	5,139,193	1,017,551,570	0.72%	3/31/2020	United States
MASSACHUSETTS MUTUAL	48,958,518	0	824,461,451	0.58%	9/30/2019	United States
GRANTHAM MAYO VAN OT	41,209,907	0	693,974,840	0.49%	11/30/2018	United States
DIMENSIONAL FUND ADV	39,923,825	-4,280,184	672,317,219	0.47%	2/29/2020	United States
STATE OF CALIFORNIA	24,600,245	0	414,268,130	0.29%	6/30/2019	United States
RUSSELL INVESTMENTS	20,076,847	-1,783,832	338,094,107	0.24%	3/31/2020	United States
ALLIANZ SE	16,212,166	4,590,800	273,012,878	0.19%	4/27/2020	Germany
BNP PARIBAS	9,806,509	2,019,617	165,141,613	0.12%	3/31/2020	France



Yatırım Danışmanlığı ve Bireysel Portföy Yönetimi

Gökçe ARSLAN

Müdür

Tuba ŞAHİN

Yönetmen

Kübra ÇELİK

Uzman

Gözde ODABAŞI AĞBABA

Uzman

Semih Can ÖZER

Uzman

ytrdanismanligibpy@halkyatirim.com.tr

0 (212) 314 81 81

ÇEKİNCE

"Yatırım Danışmanlığı" hizmeti; aracı kurumlar, portföy yönetim şirketleri, mevduat kabul etmeyen bankalar ile müşteri arasında imzalanacak Yatırım Danışmanlığı sözleşmesi çerçevesinde sunulmaktadır. Burada yer alan bilgi, yorum ve tavsiyeleri, kişilerin yerindelik testi ile belirlediği risk seviyeleri dikkate alınarak, Halk Yatırım Yatırım Danışmanlığı ve Araştırma birimi nezdinde güvenilir olduğuna inanılan bilgi kaynaklarından yararlanarak hazırlanmakta ve kişiye özel sunulmaktadır. Verilen bu tavsiyeler mali durumunuz ile risk ve getiri tercihlerinize uygun olmayabilir. Bu nedenle, risk yapınıza uygun olmayan şekilde sadece burada yer alan bilgilere dayanılarak yatırım kararı verilmesi beklentilerinize uygun sonuçlar doğurmayabilir. Size özel olarak tahsis edilen Yatırım Danışmanınız ile irtibata geçmeniz ve mali durumunuz ve risk seviyelerinize uygun kararları birlikte almanız tavsiye edilir.

Veri ve grafikler güvenilirliğine inandığımız güvenilir kaynaklardan derlenmiş olup, yapılan yorumlar sadece HALK YATIRIM MENKUL DEĞERLER A.Ş. Yatırım Danışmanlığı'nın beklentilerini yansıtmaktadır. Bu bilgiler ışığında yapılan ve yapılacak olan ileriye dönük yatırımların sonuçlarından Şirketimiz hiçbir şekilde sorumlu tutulamaz. Ayrıca, Halk Yatırım Menkul Kıymetler A.Ş.'nin yazılı izni olmadıkça içeriği kısmen ya da tamamen üçüncü kişilerce hiç bir şekil ve ortamda yayınlanamaz, iktisap edilemez, alıntı yapılamaz, kullanılamaz. İleti, gönderilen kişiye özel ve münhasırdır. İlave olarak, bu raporun gönderildiği ve yukarıdaki açıklamalarımız doğrultusunda kullanıldığı ülkelerdeki yasal düzenlemelerden kaynaklı tüm talep ve dava haklarımız saklıdır.

Uyarı Notu: Bu e-posta'nın içerdiği bilgiler (ekleri dahil olmak üzere) gizlidir. Onayımız olmaksızın üçüncü kişilere açıklanamaz. Bu mesajın gönderilmek istendiği kişi değilse, lütfen mesajı sisteminizden derhal siliniz. Halk Yatırım Menkul Değerler A.Ş. bu mesajın içerdiği bilgilerin doğruluğu veya eksiksiz olduğu konusunda bir garanti vermemektedir. Bu nedenle bilgilerin ne şekilde olursa olsun, içeriğinden, iletilmesinden, alınmasından, saklanmasından sorumlu değildir. Bu mesajın içeriği yazarına ait olup, Halk Yatırım Menkul Değerler A.Ş.'nin görüşlerini içermeyebilir.

