

Aşağıdaki tabloda BIST 30 şirketlerinin son üç aylık yabancı takas oranlarını, oran değişimlerini, bu dönemki en düşük ve en yüksek yabancı takas oranlarını ve ilgili tarihlere dair fiyatlar ile yabancı yatırımcıların son dönem aktivitelerini görebilirsiniz.

**Tablodaki verilere baktığımızda, yüksek yabancı takas oranına karşın TCELL, TAVHL ve KCHOL'de son dönemde yabancıların pozisyon azaltması dikkat çekiyor.**

XU030 Yabancı Takas Oranları (YTO), Son 3 Ay										17 Nisan 2020 Cuma işlemleri sonucu oluşan 21 Nisan 2020 Salı verileri kullanılmıştır.			
Şirket *	Son Fiyat	Son Yab. Tks. Oranı	△ (Oran, bp)			Son 3 Ay En Yüksek / En Düşük Yabancı Takas Oranı (YTO)		△ (Oran, bp)	Tks. Tarihi ve YTO Eğilimi	Fiyat (T-2)	△ (Fiyat,%)	Yabancı Aksiyonu	
			1 hafta	1 ay	3 ay								
TCELL	13.29	85.4%	-32 bp	-175 bp	-313 bp	En Düşük 85.4%	88.6%	0 bp -313 bp	4/21/2020 1/28/2020	▲ 13.09 14.41	1.3% -8.0%	Dengeli	
TAVHL	20.10	84.8%	-20 bp	-269 bp	-795 bp	En Düşük 84.8%	92.7%	0 bp -795 bp	4/21/2020 1/28/2020	▲ 19.55 26.62	10.0% -19.2%	Son Dönemde Satıcılar	
KCHOL	15.02	79.9%	-5 bp	-77 bp	-306 bp	En Düşük 79.9%	83.0%	0 bp -306 bp	4/21/2020 1/28/2020	▲ 15.12 20.54	6.7% -21.4%	Satıcılar	
FROTO	57.90	73.8%	6 bp	-36 bp	-271 bp	En Düşük 73.6%	76.7%	17 bp -291 bp	3/31/2020 2/25/2020	▲ 48.70 74.05	15.4% -24.1%	Dengeli	
GARAN	8.39	69.9%	-104 bp	-117 bp	-604 bp	En Düşük 69.9%	76.0%	0 bp -604 bp	4/21/2020 1/28/2020	▲ 8.46 11.97	1.4% -28.3%	Dengeli	
TOASO	20.12	69.3%	-8 bp	-64 bp	-779 bp	En Düşük 69.2%	77.1%	14 bp -779 bp	4/7/2020 1/28/2020	▲ 16.76 24.14	13.7% -21.0%	Dengeli	
BIMAS	55.75	68.4%	3 bp	-70 bp	-95 bp	En Düşük 68.4%	69.5%	3 bp -102 bp	4/14/2020 3/10/2020	▲ 51.65 52.80	0.4% -1.8%	Dengeli	
EREGL	8.23	67.8%	38 bp	11 bp	-321 bp	En Düşük 67.4%	71.1%	38 bp -332 bp	4/14/2020 2/11/2020	▲ 7.61 9.24	2.9% -15.3%	Dengeli	
ARCLK	15.41	67.8%	-52 bp	-758 bp	-619 bp	En Düşük 67.8%	76.5%	0 bp -875 bp	4/21/2020 3/3/2020	▲ 15.07 18.58	6.2% -13.9%	Satıcılar	
SAHOL	7.78	66.9%	3 bp	-101 bp	-148 bp	En Düşük 66.9%	68.4%	3 bp -150 bp	4/14/2020 2/11/2020	▲ 7.67 9.70	1.4% -19.8%	Dengeli	
AKBNK	5.79	66.0%	-165 bp	-333 bp	-604 bp	En Düşük 66.0%	72.1%	0 bp -604 bp	4/21/2020 1/28/2020	▲ 6.01 8.76	0.2% -31.3%	Satıcılar	
TUPRS	87.20	65.1%	-5 bp	64 bp	-746 bp	En Düşük 64.4%	72.5%	64 bp -746 bp	3/24/2020 1/28/2020	▲ 68.75 119.60	32.7% -23.7%	Dengeli	
TTKOM	6.81	63.1%	-253 bp	-561 bp	-897 bp	En Düşük 63.1%	73.8%	0 bp -1078 bp	4/21/2020 2/25/2020	▲ 7.02 8.66	0.9% -18.2%	Dengeli	
YKBNK	2.01	62.6%	-140 bp	-315 bp	1398 bp	En Düşük 47.5%	74.6%	1511 bp -1200 bp	2/11/2020 2/18/2020	▼ 3.11 2.87	-34.4% -28.9%	Dengeli	
KOZAL	70.60	56.7%	-125 bp	-659 bp	-1650 bp	En Düşük 56.7%	73.2%	0 bp -1650 bp	4/21/2020 1/28/2020	▲ 67.15 80.15	9.5% -8.3%	Son Dönemde Satıcılar	
KOZAA	11.41	53.3%	57 bp	-170 bp	-339 bp	En Düşük 51.7%	60.3%	155 bp -698 bp	4/7/2020 2/25/2020	▲ 9.13 12.54	28.1% -6.7%	Son Dönemde Alıcılar	
ISCTR	4.95	52.2%	-65 bp	-430 bp	-802 bp	En Düşük 52.2%	60.2%	0 bp -802 bp	4/21/2020 1/28/2020	▲ 5.00 7.33	1.0% -31.1%	Yoğun Satıcılar	
VAKBN	4.52	51.5%	-433 bp	-1247 bp	-2300 bp	En Düşük 51.5%	74.5%	0 bp -2300 bp	4/21/2020 1/28/2020	▲ 4.64 6.74	0.4% -30.9%	Satıcılar	
TKFEN	14.20	44.6%	-94 bp	-302 bp	-1052 bp	En Düşük 44.6%	55.1%	0 bp -1052 bp	4/21/2020 1/28/2020	▲ 14.02 19.90	1.4% -28.5%	Son Dönemde Satıcılar	
EKGYO	1.21	42.0%	-113 bp	-164 bp	-475 bp	En Düşük 42.0%	46.8%	0 bp -475 bp	4/21/2020 1/28/2020	▲ 1.23 1.67	0.0% -26.3%	Dengeli	
HALKB	5.18	40.4%	-48 bp	-286 bp	-480 bp	En Düşük 40.4%	47.3%	0 bp -685 bp	4/21/2020 2/11/2020	▲ 5.27 7.13	0.6% -25.7%	Son Dönemde Satıcılar	
DOHOL	1.62	40.0%	-22 bp	-195 bp	-895 bp	En Düşük 40.0%	48.9%	0 bp -895 bp	4/21/2020 1/28/2020	▲ 1.60 2.03	1.3% -20.2%	Yoğun Satıcılar	
ASELS	27.12	33.4%	256 bp	168 bp	538 bp	En Düşük 28.1%	33.5%	538 bp -5 bp	1/28/2020 2/18/2020	▼ 22.94 29.08	18.9% -6.2%	Dengeli	
THYAO	10.52	30.7%	42 bp	-63 bp	-776 bp	En Düşük 30.3%	40.1%	42 bp -940 bp	4/14/2020 2/18/2020	▲ 9.80 14.89	11.2% -26.8%	Dengeli	
SODA	5.71	30.4%	52 bp	-177 bp	-468 bp	En Düşük 29.9%	35.1%	52 bp -468 bp	4/14/2020 1/28/2020	▲ 5.35 6.65	1.7% -18.2%	Dengeli	
TSKB	0.99	26.5%	-13 bp	-537 bp	-1141 bp	En Düşük 26.5%	38.1%	0 bp -1160 bp	4/21/2020 2/4/2020	▲ 0.97 1.37	5.2% -25.5%	Satıcılar	
SISE	4.91	24.3%	-39 bp	-54 bp	-228 bp	En Düşük 24.3%	27.4%	0 bp -309 bp	4/21/2020 2/11/2020	▲ 4.63 5.53	1.7% -14.8%	Son Dönemde Satıcılar	
PGSUS	51.90	18.0%	-460 bp	-1356 bp	-2647 bp	En Düşük 18.0%	44.5%	0 bp -2647 bp	4/21/2020 1/28/2020	▲ 56.00 73.50	10.0% -16.2%	Yoğun Satıcılar	
PETKM	3.41	17.1%	97 bp	89 bp	10 bp	En Düşük 14.9%	18.2%	216 bp -116 bp	3/10/2020 2/11/2020	▲ 3.54 4.11	-2.8% -16.3%	Dengeli	
KRDMD	2.13	15.5%	-50 bp	-39 bp	-447 bp	En Düşük 15.4%	22.3%	8 bp -676 bp	3/31/2020 2/25/2020	▲ 1.88 2.82	11.7% -25.5%	Son Dönemde Satıcılar	

\* Yabancıların **görece daha çok** tercih ettikleri (yabancı takas oranı yüksek) hisseler

\* Yabancıların **görece daha az** tercih ettikleri (yabancı takas oranı düşük) hisseler

# Yabancı Takas Oranları

## BIST 100 Şirketlerinin periyodik yabancı takas oranı değişimleri

Aşağıdaki tabloda BIST 100 şirketlerinin son bir hafta, iki hafta, bir ay, üç ay ve altı aylık dönemlerde yabancı takas oranlarındaki değişimleri takası en çok artan ve azalan ilk on şirket bazında görebilirsiniz.

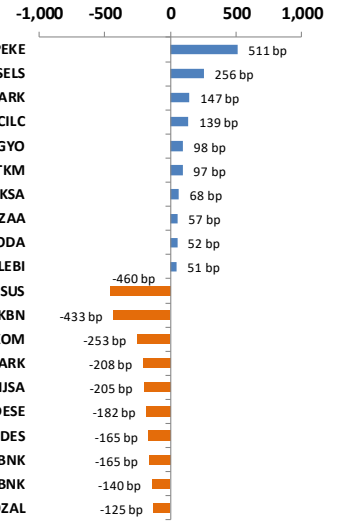
**IPEKE ve ASELS son 6 aylık dönemde, ALARK ve PETKM ise son 1 aylık dönemde yabancı takas oranındaki düzenli artış ile ; PGSUS, KOZAL ve INDES son 6 aylık dönemde, VAKBN ise son 3 aylık dönemde yabancı takas oranında devam eden düzenli azalışla dikkat çekmektedir.**

YABANCI TAKAS ORANI EN ÇOK ARTAN İLK 10 HİSSE (BIST - 100, bp)									
	Haftalık	2 Haftalık	Aylık	3 Aylık	6 Aylık				
1	IPEKE 511 bp	IPEKE 1262 bp	IPEKE 1298 bp	YKBNK 1310 bp	IPEKE 1771 bp				
2	ASELS 256 bp	ASELS 219 bp	GEREL 1217 bp	IPEKE 1008 bp	YKBNK 1334 bp				
3	ALARK 147 bp	CLEBI 195 bp	FENER 231 bp	ISGYO 544 bp	GEREL 1097 bp				
4	ECILC 139 bp	FENER 167 bp	HEKTS 212 bp	ASELS 523 bp	ASELS 848 bp				
5	ISGYO 98 bp	KOZAA 155 bp	ASELS 168 bp	IHLAS 484 bp	VESTL 653 bp				
6	PETKM 97 bp	ALARK 144 bp	TMSN 110 bp	GEREL 417 bp	KRDMD 432 bp				
7	AKSA 68 bp	ECILC 129 bp	ALARK 106 bp	BJKAS 187 bp	ISDMR 399 bp				
8	KOZAA 57 bp	BJKAS 81 bp	PETKM 89 bp	ALGYO 174 bp	AKSEN 351 bp				
9	SODA 52 bp	PETKM 75 bp	BJKAS 79 bp	TMSN 83 bp	HURGZ 295 bp				
10	CLEBI 51 bp	TMSN 68 bp	POLHO 77 bp	IHLGM 0 bp	IHLAS 258 bp				

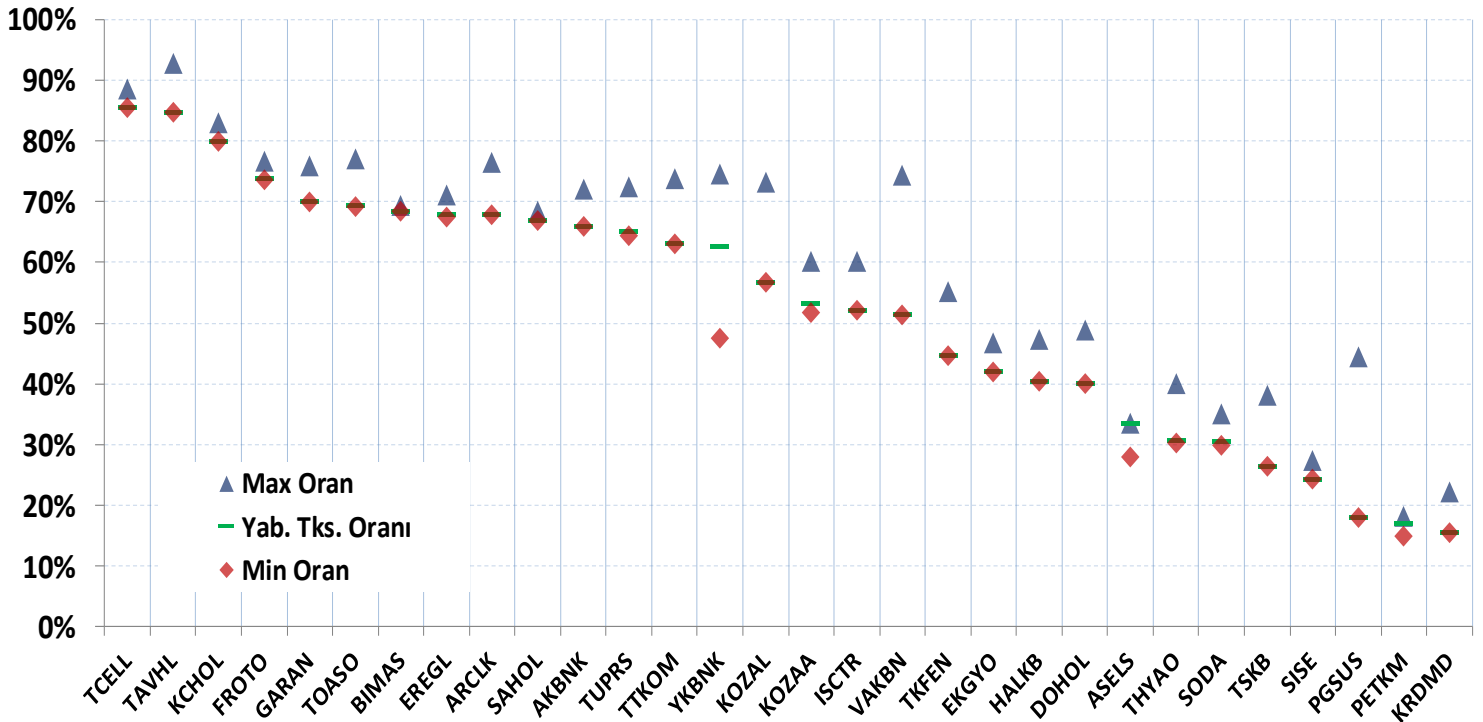
YABANCI TAKAS ORANI EN ÇOK AZALAN İLK 10 HİSSE (BIST - 100, bp)									
	Haftalık	2 Haftalık	Aylık	3 Aylık	6 Aylık				
1	PGSUS -460 bp	VAKBN -849 bp	PGSUS -1356 bp	INDES -2736 bp	INDES -3763 bp				
2	VAKBN -433 bp	PGSUS -497 bp	VAKBN -1247 bp	PGSUS -2648 bp	PGSUS -3277 bp				
3	TTKOM -253 bp	KOZAL -344 bp	INDES -880 bp	VAKBN -2425 bp	ALARK -2711 bp				
4	MPARK -208 bp	TKFEN -330 bp	ENJSA -807 bp	KOZAL -1490 bp	TKFEN -2574 bp				
5	ENJSA -205 bp	ENJSA -319 bp	ARCLK -758 bp	THYAO -1336 bp	ALBRK -1706 bp				
6	ADESE -182 bp	TSKB -274 bp	KOZAL -659 bp	TRKCM -1210 bp	TUPRS -1631 bp				
7	INDES -165 bp	MPARK -242 bp	ANACM -625 bp	TKFEN -1142 bp	SISE -1610 bp				
8	AKBNK -165 bp	TTKOM -239 bp	TTKOM -561 bp	ANACM -1139 bp	KOZAL -1558 bp				
9	YKBNK -140 bp	INDES -211 bp	TSKB -537 bp	CEMTS -1117 bp	TSKB -1362 bp				
10	KOZAL -125 bp	AKBNK -176 bp	KORDS -480 bp	EGEEN -1114 bp	EKGYO -1345 bp				

Haftalık Yabancı Takas Değişimleri



## BIST 30 Şirketlerinin Son 3 Aylık Yabancı Takas Oranları

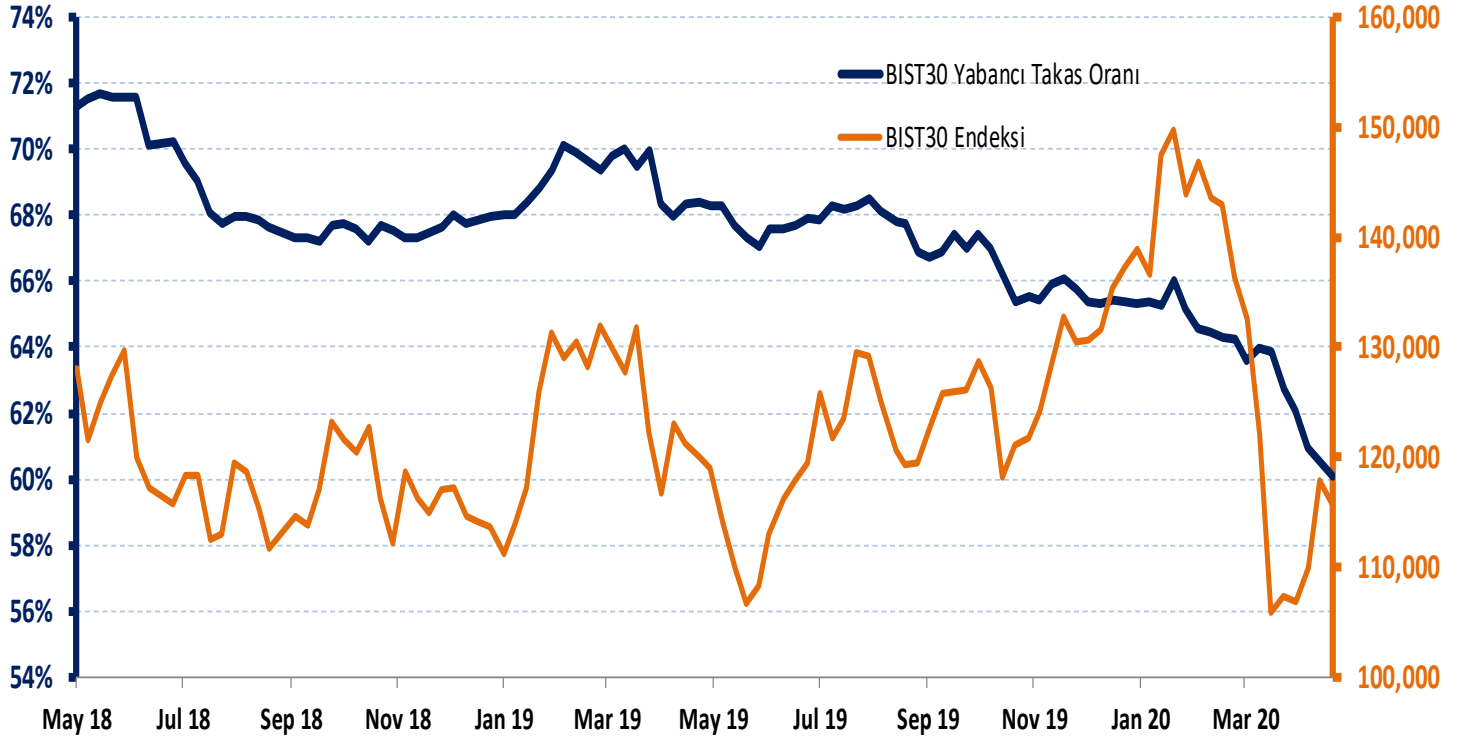
Aşağıdaki tabloda, BIST 30 şirketlerinin cari yabancı takas oranlarının son üç aylık dönemde gördükleri en yüksek ve en düşük yabancı takas oranlarına olan konumunu görebilirsiniz. Tablo, cari yabancı takas oranı



Kaynak: Matriks, HLY Yatırım Danışmanlığı ve Bireysel Portföy Yönetimi

## Yabancı Takas Oranları

## BIST 30 Yabancı Takas Oranı



Kaynak: HLY Yatırım Danışmanlığı & Bireysel Portföy Yönetimi

**Not:** BIST 30 Yabancı Takas Oranı, endeks kapsamındaki şirketlerin endeks ağırlıkları ve yabancı takas oranları esas alınarak hesaplanmış olup Takasbank tarafından açıklanan yabancı takas oranından farklılık göstermektedir.

# Yabancı Takas Oranları


AKBNK TI - İlk 10 Yabancı Ortak	Pozisyon	Pozisyon Değişimi	Piyasa Değeri	Hisse Oranı	Bildirim Tarihi	Ülke
INVESCO LTD	239,006,887	-526,967	4,024,876,014	4.60%	4/20/2020	United States
CAPITAL GROUP COMPAN	168,556,358	40,256,362	2,838,489,094	3.24%	3/31/2020	United States
VANGUARD GROUP	102,424,554	2,579,369	1,724,829,505	1.97%	4/8/2020	United States
BLACKROCK	94,307,404	-120,034	1,588,136,698	1.81%	4/20/2020	United States
NORGES BANK	74,635,608	0	1,256,863,650	1.44%	12/31/2019	Norway
SCHRODERS PLC	43,502,382	18,866,154	732,580,120	0.84%	2/29/2020	United Kingdom
NORDEA BANK APB	34,472,934	-959,478	580,524,214	0.66%	2/28/2020	Sweden
DIMENSIONAL FUND ADV	29,956,271	200,485	504,463,608	0.58%	2/29/2020	United States
MORGAN STANLEY	26,215,142	7,266,548	441,462,995	0.50%	2/28/2020	United States
GOVMT PENSION INVST	24,034,990	0	404,749,235	0.46%	3/31/2019	Japan



ARCLK TI - İlk 10 Yabancı Ortak	Pozisyon	Pozisyon Değişimi	Piyasa Değeri	Hisse Oranı	Bildirim Tarihi	Ülke
NORGES BANK	13,615,327	0	229,282,109	2.01%	12/31/2019	Norway
BLACKROCK	10,018,290	-231,572	168,708,005	1.48%	4/17/2020	United States
VANGUARD GROUP	6,727,169	457,529	113,285,527	1.00%	4/8/2020	United States
MASSACHUSETTS MUTUAL	2,758,542	225,037	46,453,848	0.41%	9/30/2019	United States
DIMENSIONAL FUND ADV	2,121,171	27,564	35,720,520	0.31%	2/29/2020	United States
GOVMT PENSION INVST	1,772,683	0	29,851,982	0.26%	3/31/2019	Japan
ALLIANZ SE	1,395,357	194,987	23,497,812	0.21%	4/20/2020	Germany
MANULIFE FINANCIAL C	1,213,148	496,773	20,429,413	0.18%	3/31/2020	Canada
NORDEA BANK APB	1,064,959	-1,387	17,933,910	0.16%	2/28/2020	Sweden
DEKABANK DEUTSCHE GI	1,000,000	-18,000	16,840,000	0.15%	9/30/2019	Germany



ASELS TI - İlk 10 Yabancı Ortak	Pozisyon	Pozisyon Değişimi	Piyasa Değeri	Hisse Oranı	Bildirim Tarihi	Ülke
BLACKROCK	11,432,485	-29,704	192,523,049	1.00%	4/17/2020	United States
VANGUARD GROUP	10,599,486	193,227	178,495,346	0.93%	4/8/2020	United States
NORGES BANK	10,367,196	0	174,583,582	0.91%	12/31/2019	Norway
GRANTHAM MAYO VAN OT	3,739,672	0	62,976,077	0.33%	11/30/2018	United States
TOBAM	3,036,194	0	51,129,507	0.27%	6/30/2018	France
GOVMT PENSION INVST	2,834,216	0	47,728,198	0.25%	3/31/2019	Japan
PRINCIPAL FINANCIAL	2,180,800	2,180,800	36,724,672	0.19%	3/31/2020	United States
BNP PARIBAS	1,440,480	-89,762	24,257,683	0.13%	2/28/2020	France
FIRST TRUST	1,355,498	-54	22,826,587	0.12%	4/20/2020	United States
SWEDBANK AB	1,157,945	-1,261,276	19,499,794	0.10%	3/31/2020	Sweden



BIMAS TI - İlk 10 Yabancı Ortak	Pozisyon	Pozisyon Değişimi	Piyasa Değeri	Hisse Oranı	Bildirim Tarihi	Ülke
JPMORGAN CHASE & CO	21,007,506	11,281,597	353,766,404	3.46%	4/20/2020	United States
VANGUARD GROUP	16,685,287	504,003	280,980,236	2.75%	4/8/2020	United States
BLACKROCK	14,042,819	11,246	236,481,074	2.31%	4/20/2020	United States
INVESCO LTD	13,498,490	2,538	227,314,574	2.22%	4/20/2020	United States
FEDERATED INVESTORS	8,907,710	-659,357	150,005,838	1.47%	1/31/2020	United States
T ROWE PRICE GROUP I	8,100,465	146,531	136,411,832	1.33%	3/31/2020	United States
STANDARD LIFE ABERDE	7,846,666	-2,852,180	132,137,857	1.29%	3/31/2020	United Kingdom
COMGEST S A	7,670,892	0	129,177,822	1.26%	12/31/2019	France
SCHRODERS PLC	6,224,018	2,449,104	104,812,464	1.03%	2/29/2020	United Kingdom
NORGES BANK	4,849,646	0	81,668,039	0.80%	12/31/2019	Norway



DOHOL TI - İlk 10 Yabancı Ortak	Pozisyon	Pozisyon Değişimi	Piyasa Değeri	Hisse Oranı	Bildirim Tarihi	Ülke
BNP PARIBAS	58,811,205	58,811,205	990,380,701	2.25%	2/28/2020	France
VANGUARD GROUP	37,614,635	4,719,462	633,430,459	1.44%	3/31/2020	United States
DIMENSIONAL FUND ADV	27,970,441	-10,772,092	471,022,231	1.07%	2/29/2020	United States
BLACKROCK	23,354,210	15,202	393,284,900	0.89%	4/17/2020	United States
TIAA-CREF	14,131,160	1,598,154	237,968,737	0.54%	2/29/2020	United States
WISDOMTREE INVESTMEN	9,442,380	-15,081	159,009,681	0.36%	4/20/2020	United States
GRANTHAM MAYO VAN OT	7,846,691	0	132,138,278	0.30%	11/30/2018	United States
SCHRODERS PLC	5,806,202	0	97,776,443	0.22%	2/29/2020	United Kingdom
STATE STREET CORP	3,788,102	0	63,791,638	0.14%	4/20/2020	United States
FIRST TRUST	3,134,904	0	52,791,784	0.12%	4/20/2020	United States



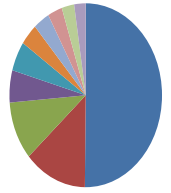
EKGYO TI - İlk 10 Yabancı Ortak	Pozisyon	Pozisyon Değişimi	Piyasa Değeri	Hisse Oranı	Bildirim Tarihi	Ülke
VANGUARD GROUP	74,280,302	-1,050,991	1,250,880,297	1.95%	3/31/2020	United States
GRANTHAM MAYO VAN OT	42,386,805	243,370	713,793,803	1.12%	11/30/2018	United States
BLACKROCK	42,339,904	97,324	713,003,990	1.11%	4/17/2020	United States
INVESTEK PLC	35,415,013	-1,483,363	596,388,824	0.93%	2/29/2020	United Kingdom
DIMENSIONAL FUND ADV	26,798,041	2,085,306	451,279,015	0.71%	2/29/2020	United States
ALLIANZ SE	19,788,783	7,012,043	333,243,109	0.52%	4/20/2020	Germany
KOPERNIK GLOBAL INVE	18,431,735	0	310,390,420	0.49%	2/29/2020	United States
WEST VIRGINIA INVEST	17,656,762	0	297,339,875	0.46%	3/31/2018	United States
SEB	10,159,910	-5,300,000	171,092,886	0.27%	5/31/2019	Sweden
HEPTAGON CAPITAL LLP	8,986,240	0	151,328,283	0.24%	1/31/2020	United Kingdom



# Yabancı Takas Oranları

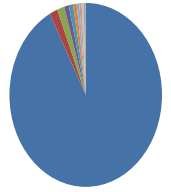
EREGL TI - İlk 10 Yabancı Ortak	Pozisyon	Pozisyon Değişimi	Piyasa Değeri	Hisse Oranı	Bildirim Tarihi	Ülke
EXPERT PLACEMENT SER	245,349,997	0	4,131,693,987	7.01%	2/7/2019	Romania
BLACKROCK	64,670,411	-1,216,845	1,089,049,731	1.85%	4/20/2020	United States
VANGUARD GROUP	50,360,948	1,584,623	848,078,372	1.44%	4/8/2020	United States
SEB	27,782,264	-21,226,593	467,853,330	0.79%	5/31/2019	Sweden
NORGES BANK	25,649,983	0	431,945,718	0.73%	12/31/2019	Norway
SCHRODERS PLC	18,528,681	1,760,754	312,022,991	0.53%	2/29/2020	United Kingdom
DIMENSIONAL FUND ADV	16,853,448	246,942	283,812,067	0.48%	2/29/2020	United States
GRANTHAM MAYO VAN OT	14,888,926	31,515	250,729,516	0.43%	11/30/2018	United States
JPMORGAN CHASE & CO	12,908,480	-4,230,839	217,378,805	0.37%	4/20/2020	United States
GOVMT PENSION INVST	11,871,612	0	199,917,948	0.34%	3/31/2019	Japan

■ EXPERT PLACEMENT SER  
■ BLACKROCK  
■ VANGUARD GROUP  
■ SEB  
■ NORGES BANK  
■ SCHRODERS PLC  
■ DIMENSIONAL FUND ADV  
■ GRANTHAM MAYO VAN OT  
■ JPMORGAN CHASE & CO  
■ GOVMT PENSION INVST



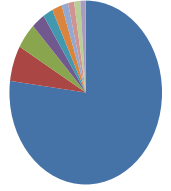
FROTO TI - İlk 10 Yabancı Ortak	Pozisyon	Pozisyon Değişimi	Piyasa Değeri	Hisse Oranı	Bildirim Tarihi	Ülke
FORD MOTOR CO	143,997,037	0	2,424,910,125	41.04%	12/31/2019	United States
VANGUARD GROUP	2,716,851	100,378	45,751,771	0.77%	4/8/2020	United States
BLACKROCK	2,388,700	-6,354	40,225,708	0.68%	4/17/2020	United States
PZENA INVESTMENT MAN	1,552,377	0	26,142,029	0.44%	3/31/2020	United States
JPMORGAN CHASE & CO	1,405,199	-34,328	23,663,551	0.40%	4/20/2020	United States
NORGES BANK	1,184,399	0	19,945,279	0.34%	12/31/2019	Norway
GOLDMAN SACHS GROUP	861,208	-84,926	14,502,743	0.25%	3/31/2020	United States
AVIVA GROUP	729,108	-50,525	12,278,179	0.21%	3/31/2020	United States
ZURCHER KANTONALBANK	699,882	-2,082	11,786,013	0.20%	2/28/2020	Switzerland
DIMENSIONAL FUND ADV	681,850	39,726	11,482,354	0.19%	2/29/2020	United States

■ FORD MOTOR CO  
■ VANGUARD GROUP  
■ BLACKROCK  
■ PZENA INVESTMENT MAN  
■ JPMORGAN CHASE & CO  
■ NORGES BANK  
■ GOLDMAN SACHS GROUP  
■ AVIVA GROUP  
■ ZURCHER KANTONALBANK  
■ DIMENSIONAL FUND ADV



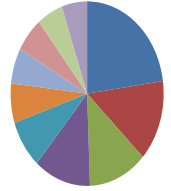
GARAN TI - İlk 10 Yabancı Ortak	Pozisyon	Pozisyon Değişimi	Piyasa Değeri	Hisse Oranı	Bildirim Tarihi	Ülke
BANCO BILBAO VIZCAYA	2,093,700,000	0	35,257,908,319	49.85%	2/7/2019	Spain
CAPITAL GROUP COMPAN	170,838,878	-3,278,586	2,876,926,732	4.07%	3/31/2020	United States
VANGUARD GROUP	123,767,783	1,831,279	2,084,249,485	2.95%	4/8/2020	United States
BLACKROCK	76,553,645	-1,028,379	1,289,163,393	1.82%	4/20/2020	United States
FMR LLC	57,026,517	15,826,369	960,326,555	1.36%	4/20/2020	United States
INVECO LTD	56,996,833	-3,844,107	959,826,676	1.36%	4/20/2020	United States
NORGES BANK	37,497,811	0	631,463,143	0.89%	12/31/2019	Norway
GRANTHAM MAYO VAN OT	35,368,628	54,543	595,607,701	0.84%	11/30/2018	United States
RUSSELL INVESTMENTS	35,349,206	-140,230	595,280,634	0.84%	3/31/2020	United States
DIMENSIONAL FUND ADV	31,063,712	-88,282	523,112,915	0.74%	2/29/2020	United States

■ BANCO BILBAO VIZCAYA  
■ CAPITAL GROUP COMPAN  
■ VANGUARD GROUP  
■ BLACKROCK  
■ FMR LLC  
■ INVECO LTD  
■ NORGES BANK  
■ GRANTHAM MAYO VAN OT  
■ RUSSELL INVESTMENTS  
■ DIMENSIONAL FUND ADV



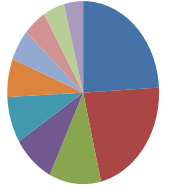
HALKB TI - İlk 10 Yabancı Ortak	Pozisyon	Pozisyon Değişimi	Piyasa Değeri	Hisse Oranı	Bildirim Tarihi	Ülke
VANGUARD GROUP	21,813,018	89,332	367,331,226	1.75%	3/31/2020	United States
BLACKROCK	13,610,153	-123,216	229,194,979	1.09%	4/20/2020	United States
ALLIANZ SE	11,924,496	3,066,020	200,808,514	0.95%	4/20/2020	Germany
DIMENSIONAL FUND ADV	11,461,773	-978,963	193,016,259	0.92%	2/29/2020	United States
BRITISH COLUMBIA INV	8,074,328	0	135,971,685	0.65%	3/30/2018	Canada
CHARLES SCHWAB CORPO	6,562,594	220,108	110,514,084	0.53%	4/20/2020	United States
KOPERNIK GLOBAL INVE	5,952,173	0	100,234,594	0.48%	2/29/2020	United States
SEI INVESTMENTS CO	5,850,858	81,869	98,528,450	0.47%	3/31/2020	United States
TOBAM	5,307,179	0	89,372,895	0.42%	6/30/2018	France
GOVMT PENSION INVST	5,095,170	0	85,802,664	0.41%	3/31/2019	Japan

■ VANGUARD GROUP  
■ BLACKROCK  
■ ALLIANZ SE  
■ DIMENSIONAL FUND ADV  
■ BRITISH COLUMBIA INV  
■ CHARLES SCHWAB CORPO  
■ KOPERNIK GLOBAL INVE  
■ SEI INVESTMENTS CO  
■ TOBAM  
■ GOVMT PENSION INVST



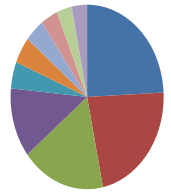
ISCTR TI - İlk 10 Yabancı Ortak	Pozisyon	Pozisyon Değişimi	Piyasa Değeri	Hisse Oranı	Bildirim Tarihi	Ülke
VANGUARD GROUP	53,322,921	1,671,464	897,957,998	1.18%	4/8/2020	United States
BLACKROCK	48,669,239	-279,950	819,589,992	1.08%	4/20/2020	United States
ALLIANZ SE	24,154,054	4,086,316	406,754,273	0.54%	4/20/2020	Germany
ST JAMES'S PLACE PLC	19,273,018	0	324,557,626	0.43%	9/30/2018	United Kingdom
DIMENSIONAL FUND ADV	17,896,472	-1,269,162	301,376,591	0.40%	2/29/2020	United States
GOVMT PENSION INVST	14,634,506	0	246,445,083	0.33%	3/31/2019	Japan
RUSSELL INVESTMENTS	11,948,506	140,910	201,212,843	0.27%	3/31/2020	United States
FMR LLC	10,590,955	137,630	178,351,684	0.24%	4/20/2020	United States
NORGES BANK	9,729,511	0	163,844,967	0.22%	12/31/2019	Norway
GRANTHAM MAYO VAN OT	9,185,509	-23,232	154,683,973	0.20%	11/30/2018	United States

■ VANGUARD GROUP  
■ BLACKROCK  
■ ALLIANZ SE  
■ ST JAMES'S PLACE PLC  
■ DIMENSIONAL FUND ADV  
■ GOVMT PENSION INVST  
■ RUSSELL INVESTMENTS  
■ FMR LLC  
■ NORGES BANK  
■ GRANTHAM MAYO VAN OT



KCHOL TI - İlk 10 Yabancı Ortak	Pozisyon	Pozisyon Değişimi	Piyasa Değeri	Hisse Oranı	Bildirim Tarihi	Ülke
LAZARD LTD	34,295,610	-2,506,015	577,538,078	1.35%	3/31/2020	Bermuda
VANGUARD GROUP	31,766,103	472,630	534,941,179	1.25%	4/8/2020	United States
BLACKROCK	24,957,638	-189,707	420,286,628	0.98%	4/20/2020	United States
CAPITAL GROUP COMPAN	17,203,618	-3,909	289,708,930	0.68%	3/31/2020	United States
GOVMT PENSION INVST	6,639,537	0	111,809,804	0.26%	3/31/2019	Japan
RUSSELL INVESTMENTS	6,520,085	-38,217	109,798,232	0.26%	3/31/2020	United States
NORGES BANK	5,841,621	0	98,372,899	0.23%	12/31/2019	Norway
STATE OF CALIFORNIA	5,137,031	0	86,507,603	0.20%	6/30/2019	United States
ST JAMES'S PLACE PLC	4,525,621	0	76,211,458	0.18%	9/30/2018	United Kingdom
NORDEA BANK APB	4,501,799	8,670	75,810,296	0.18%	2/28/2020	Sweden

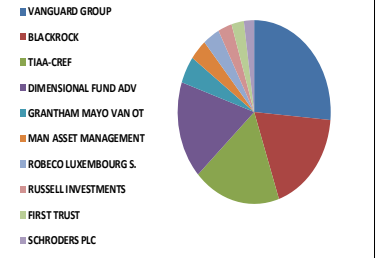
■ LAZARD LTD  
■ VANGUARD GROUP  
■ BLACKROCK  
■ CAPITAL GROUP COMPAN  
■ GOVMT PENSION INVST  
■ RUSSELL INVESTMENTS  
■ NORGES BANK  
■ STATE OF CALIFORNIA  
■ ST JAMES'S PLACE PLC  
■ NORDEA BANK APB



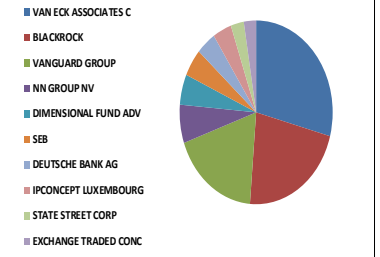


# Yabancı Takas Oranları

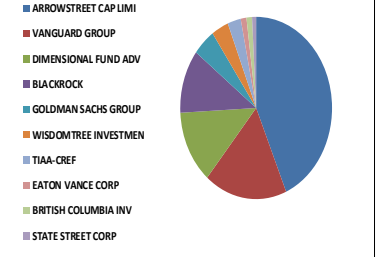
KOZAA TI - İlk 10 Yabancı Ortak	Pozisyon	Pozisyon Değişimi	Piyasa Değeri	Hisse Oranı	Bildirim Tarihi	Ülke
VANGUARD GROUP	6,636,497	193,497	111,758,610	1.71%	3/31/2020	United States
BLACKROCK	4,625,948	-45,990	77,900,965	1.19%	4/17/2020	United States
TIAA-CREF	4,615,532	2,746,141	77,725,560	1.19%	2/29/2020	United States
DIMENSIONAL FUND ADV	4,312,867	53,475	72,628,681	1.11%	2/29/2020	United States
GRANTHAM MAYO VAN OT	1,198,966	0	20,190,588	0.31%	11/30/2018	United States
MAN ASSET MANAGEMENT	912,055	0	15,359,006	0.24%	1/31/2020	Ireland
ROBECO LUXEMBOURG S.	893,255	0	15,042,414	0.23%	2/29/2020	Luxembourg
RUSSELL INVESTMENTS	747,853	-1,113,461	12,593,845	0.19%	3/31/2020	United States
FIRST TRUST	660,297	0	11,119,402	0.17%	4/20/2020	United States
SCHRODERS PLC	549,769	549,769	9,258,110	0.14%	12/31/2019	United Kingdom



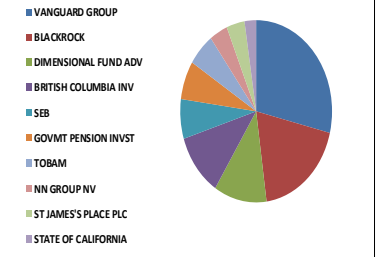
KOZAL TI - İlk 10 Yabancı Ortak	Pozisyon	Pozisyon Değişimi	Piyasa Değeri	Hisse Oranı	Bildirim Tarihi	Ülke
VAN ECK ASSOCIATES C	2,573,186	-22,300	43,332,453	1.69%	4/20/2020	United States
BLACKROCK	1,957,051	-392,072	32,956,739	1.28%	4/17/2020	United States
VANGUARD GROUP	1,623,432	-2,672	27,338,595	1.06%	3/31/2020	United States
NN GROUP NV	593,770	383,519	9,999,087	0.39%	11/30/2019	Netherlands
DIMENSIONAL FUND ADV	471,670	-2,941	7,942,923	0.31%	2/29/2020	United States
SEB	422,119	-379,801	7,108,484	0.28%	5/31/2019	Sweden
DEUTSCHE BANK AG	361,796	0	6,092,645	0.24%	2/28/2020	Germany
IPCONCEPT LUXEMBOURG	357,704	357,704	6,023,735	0.23%	6/28/2019	Luxembourg
STATE STREET CORP	237,154	0	3,993,673	0.16%	4/20/2020	United States
EXCHANGE TRADED CONC	234,859	-4,660	3,955,026	0.15%	4/20/2020	United States



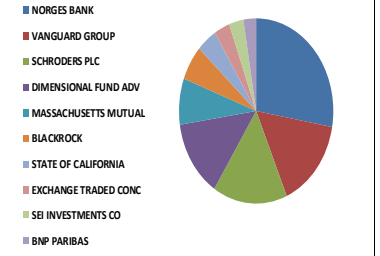
KRDMD TI - İlk 10 Yabancı Ortak	Pozisyon	Pozisyon Değişimi	Piyasa Değeri	Hisse Oranı	Bildirim Tarihi	Ülke
ARROWSTREET CAP LIMI	83,102,311	24,460,621	1,399,442,930	10.65%	2/6/2018	United States
VANGUARD GROUP	33,642,348	-928,304	566,537,145	4.31%	3/31/2020	United States
DIMENSIONAL FUND ADV	24,839,429	114,439	418,295,988	3.18%	2/29/2020	United States
BLACKROCK	21,512,936	-122,403	362,277,846	2.76%	4/17/2020	United States
GOLDMAN SACHS GROUP	9,197,497	0	154,885,851	1.18%	9/30/2018	United States
WISDOMTREE INVESTMEN	6,935,270	-11,907	116,789,948	0.89%	4/20/2020	United States
TIAA-CREF	5,391,967	5,028,806	90,800,725	0.69%	12/31/2019	United States
EATON VANCE CORP	2,370,335	0	39,916,442	0.30%	2/28/2020	United States
BRITISH COLUMBIA INV	2,298,013	0	38,698,539	0.29%	3/30/2018	Canada
STATE STREET CORP	1,672,755	0	28,169,194	0.21%	4/20/2020	United States



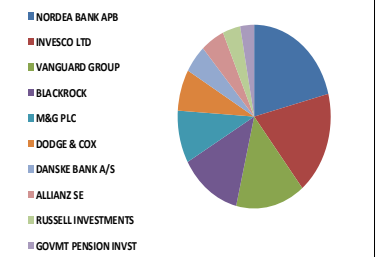
PETKM TI - İlk 10 Yabancı Ortak	Pozisyon	Pozisyon Değişimi	Piyasa Değeri	Hisse Oranı	Bildirim Tarihi	Ülke
VANGUARD GROUP	34,619,526	-641,119	582,992,823	1.64%	3/31/2020	United States
BLACKROCK	22,781,913	-97,309	383,647,418	1.08%	4/17/2020	United States
DIMENSIONAL FUND ADV	13,456,613	-3,063,887	226,609,365	0.64%	2/29/2020	United States
BRITISH COLUMBIA INV	13,373,068	0	225,202,467	0.63%	3/30/2018	Canada
SEB	8,495,150	-13,014,827	143,058,327	0.40%	5/31/2019	Sweden
GOVMT PENSION INVST	8,310,721	0	139,952,543	0.39%	3/31/2019	Japan
TOBAM	6,864,855	0	115,604,159	0.33%	6/30/2018	France
NN GROUP NV	4,582,097	4,582,097	77,162,514	0.22%	6/30/2019	Netherlands
ST JAMES'S PLACE PLC	4,555,431	0	76,713,459	0.22%	9/30/2018	United Kingdom
STATE OF CALIFORNIA	2,979,141	0	50,168,735	0.14%	6/30/2019	United States



PGSUS TI - İlk 10 Yabancı Ortak	Pozisyon	Pozisyon Değişimi	Piyasa Değeri	Hisse Oranı	Bildirim Tarihi	Ülke
NORGES BANK	2,151,293	0	36,227,774	2.10%	12/31/2019	Norway
VANGUARD GROUP	1,216,817	7,378	20,491,198	1.19%	3/31/2020	United States
SCHRODERS PLC	1,207,947	1,122,908	20,341,828	1.18%	12/31/2019	United Kingdom
DIMENSIONAL FUND ADV	1,046,032	-195,379	17,615,179	1.02%	2/29/2020	United States
MASSACHUSETTS MUTUAL	624,260	0	10,512,538	0.61%	9/30/2019	United States
BLACKROCK	468,593	20,583	7,891,106	0.46%	4/17/2020	United States
STATE OF CALIFORNIA	329,037	0	5,540,983	0.32%	6/30/2019	United States
EXCHANGE TRADED CONC	256,159	-5,080	4,313,718	0.25%	4/20/2020	United States
SEI INVESTMENTS CO	236,244	-71,510	3,978,349	0.23%	3/31/2020	United States
BNP PARIBAS	204,379	-15,947	3,441,742	0.20%	2/28/2020	France



SAHOL TI - İlk 10 Yabancı Ortak	Pozisyon	Pozisyon Değişimi	Piyasa Değeri	Hisse Oranı	Bildirim Tarihi	Ülke
NORDEA BANK APB	48,253,929	-670,301	812,596,172	2.36%	2/28/2020	Sweden
INVESCO LTD	41,569,916	-13,274,166	700,037,392	2.04%	4/20/2020	United States
VANGUARD GROUP	33,415,192	1,098,701	562,711,838	1.64%	4/8/2020	United States
BLACKROCK	29,728,627	-576,175	500,630,083	1.46%	4/20/2020	United States
M&G PLC	21,175,529	602,790	356,595,912	1.04%	12/31/2019	United Kingdom
DODGE & COX	16,629,422	-24,904,332	280,039,469	0.82%	3/31/2020	United States
DANSKE BANK A/S	11,506,495	1,808,171	193,769,378	0.56%	3/31/2020	Denmark
ALLIANZ SE	11,375,765	1,979,804	191,567,884	0.56%	4/20/2020	Germany
RUSSELL INVESTMENTS	8,543,816	234,974	143,877,863	0.42%	3/31/2020	United States
GOVMT PENSION INVST	6,654,981	0	112,069,881	0.33%	3/31/2019	Japan




# Yabancı Takas Oranları

SISE TI - İlk 10 Yabancı Ortak	Pozisyon	Pozisyon Değişimi	Piyasa Değeri	Hisse Oranı	Bildirim Tarihi	Ülke
NORGES BANK	24,933,762	0	419,884,556	1.11%	12/31/2019	Norway
VANGUARD GROUP	22,481,945	227,906	378,595,957	1.00%	3/31/2020	United States
MACQUARIE GROUP	11,511,563	0	193,854,723	0.51%	1/31/2020	Australia
SEB	11,418,995	-223,994	192,295,878	0.51%	5/31/2019	Sweden
DIMENSIONAL FUND ADV	10,911,655	-966,265	183,752,272	0.48%	2/29/2020	United States
GOVMT PENSION INVST	5,438,895	0	91,590,993	0.24%	3/31/2019	Japan
ST JAMES'S PLACE PLC	3,660,988	0	61,651,038	0.16%	9/30/2018	United Kingdom
WISDOMTREE INVESTMEN	3,026,303	0	50,962,943	0.13%	4/20/2020	United States
EXCHANGE TRADED CONC	2,882,905	-57,200	48,548,121	0.13%	4/20/2020	United States
BNP PARIBAS	2,421,000	977,999	40,769,640	0.11%	2/28/2020	France



SODA TI - İlk 10 Yabancı Ortak	Pozisyon	Pozisyon Değişimi	Piyasa Değeri	Hisse Oranı	Bildirim Tarihi	Ülke
GRANTHAM MAYO VAN OT	18,274,302	0	307,739,248	1.83%	11/30/2018	United States
VANGUARD GROUP	14,800,957	1,126,118	249,248,118	1.48%	3/31/2020	United States
PICTET FUNDS	11,892,915	-53,245	200,276,690	1.19%	12/31/2019	Switzerland
ROBEKO LUXEMBOURG S.	10,345,359	0	174,215,847	1.03%	2/29/2020	Luxembourg
FRANKLIN RESOURCES	9,129,656	-411,638	153,743,408	0.91%	3/31/2020	United States
NORGES BANK	8,563,988	0	144,217,559	0.86%	12/31/2019	Norway
DIMENSIONAL FUND ADV	6,749,321	1,768	113,658,567	0.67%	2/29/2020	United States
BLACKROCK	6,703,963	-43,687	112,894,738	0.67%	4/17/2020	United States
SEB	5,688,011	2,038,110	95,786,106	0.57%	5/31/2019	Sweden
STATE OF CALIFORNIA	4,528,722	0	76,263,679	0.45%	6/30/2019	United States



TAVHL TI - İlk 10 Yabancı Ortak	Pozisyon	Pozisyon Değişimi	Piyasa Değeri	Hisse Oranı	Bildirim Tarihi	Ülke
AEROPORTS DE PARIS	167,542,321	-2,992	2,821,412,711	46.12%	2/7/2019	France
INVESTEK PLC	10,788,530	-426,968	181,678,847	2.97%	2/29/2020	United Kingdom
VANGUARD GROUP	6,543,119	221,840	110,186,125	1.80%	4/8/2020	United States
BLACKROCK	6,461,481	-16,768	108,811,341	1.78%	4/17/2020	United States
SCHROEDERS PLC	4,146,539	-584,290	69,827,717	1.14%	12/31/2019	United Kingdom
DIMENSIONAL FUND ADV	3,135,644	184,754	52,804,245	0.86%	2/29/2020	United States
NORGES BANK	2,577,549	0	43,405,926	0.71%	12/31/2019	Norway
WISDOMTREE INVESTMEN	2,120,369	-3,294	35,707,014	0.58%	4/20/2020	United States
TOBAM	1,593,473	0	26,834,086	0.44%	2/28/2020	France
QUILTER PLC	1,434,426	-31,134	24,155,734	0.39%	1/31/2020	United Kingdom




TCELL TI - İlk 10 Yabancı Ortak	Pozisyon	Pozisyon Değişimi	Piyasa Değeri	Hisse Oranı	Bildirim Tarihi	Ülke
CITIGROUP INCORPORAT	164,649,738	-371,310	2,772,701,613	7.48%	4/1/2020	United States
VANGUARD GROUP	40,159,629	1,313,487	676,288,158	1.83%	4/8/2020	United States
BLACKROCK	37,024,324	116,443	623,489,622	1.68%	4/20/2020	United States
NORDEA BANK APB	18,334,149	-375,610	308,747,072	0.83%	2/28/2020	Sweden
NORGES BANK	17,430,356	0	293,527,198	0.79%	12/31/2019	Norway
DIMENSIONAL FUND ADV	11,682,075	-136,168	196,726,145	0.53%	2/29/2020	United States
ROBEKO LUXEMBOURG S.	11,435,145	538,708	192,567,844	0.52%	2/29/2020	Luxembourg
GOVMT PENSION INVST	8,892,377	0	149,747,630	0.40%	3/31/2019	Japan
MASSACHUSETTS MUTUAL	6,251,798	26,368	105,280,279	0.28%	12/31/2019	United States
ALLIANZ SE	5,979,969	937,405	100,702,679	0.27%	4/20/2020	Germany



THYAO TI - İlk 10 Yabancı Ortak	Pozisyon	Pozisyon Değişimi	Piyasa Değeri	Hisse Oranı	Bildirim Tarihi	Ülke
NORGES BANK	22,542,405	0	379,614,104	1.63%	12/31/2019	Norway
BLACKROCK	20,585,482	5,955	346,659,520	1.49%	4/20/2020	United States
VANGUARD GROUP	18,887,656	-966,253	318,068,130	1.37%	4/8/2020	United States
DIMENSIONAL FUND ADV	17,059,162	-353,694	287,276,291	1.24%	2/29/2020	United States
RWC ASSET MANAGEMENT	7,134,896	1,404,996	120,151,650	0.52%	9/30/2019	United Kingdom
TOBAM	5,167,609	-17,507	87,022,536	0.37%	2/28/2020	France
ALLIANZ SE	4,535,758	2,339,856	76,382,165	0.33%	4/20/2020	Germany
GOVMT PENSION INVST	4,310,785	0	72,593,620	0.31%	3/31/2019	Japan
BNP PARIBAS	3,056,414	-98,636	51,470,012	0.22%	2/28/2020	France
CANDRIAM INVESTORS G	3,000,000	-700,000	50,520,000	0.22%	2/28/2020	Luxembourg



TKFEN TI - İlk 10 Yabancı Ortak	Pozisyon	Pozisyon Değişimi	Piyasa Değeri	Hisse Oranı	Bildirim Tarihi	Ülke
VANGUARD GROUP	6,400,490	231,312	107,784,253	1.73%	3/31/2020	United States
BLACKROCK	4,670,160	-124,409	78,645,495	1.26%	4/17/2020	United States
CAUSEWAY CAPITAL MAN	4,280,727	-630,060	72,087,443	1.16%	12/31/2019	United States
DIMENSIONAL FUND ADV	4,205,851	-7,898	70,826,531	1.14%	2/29/2020	United States
NORGES BANK	3,752,082	0	63,185,061	1.01%	12/31/2019	Norway
STATE OF CALIFORNIA	2,705,001	0	45,552,217	0.73%	6/30/2019	United States
BRITISH COLUMBIA INV	2,126,813	0	35,815,531	0.57%	3/30/2018	Canada
SEI INVESTMENTS CO	1,893,268	269,688	31,882,633	0.51%	3/31/2020	United States
GRANTHAM MAYO VAN OT	1,875,701	0	31,586,805	0.51%	11/30/2018	United States
SEB	1,712,498	-2,542,974	28,838,467	0.46%	5/31/2019	Sweden




# Yabancı Takas Oranları

TOASO TI - İlk 10 Yabancı Ortak	Pozisyon	Pozisyon Değişimi	Piyasa Değeri	Hisse Oranı	Bildirim Tarihi	Ülke
FIAT AUTO SPA	189,279,857	0	3,187,472,821	37.86%	2/15/2019	Italy
PRUDENTIAL PLC	7,184,850	0	120,992,875	1.44%	11/29/2019	United Kingdom
VAN ECK ASSOCIATES C	5,030,000	0	84,705,201	1.01%	12/31/2019	United States
VANGUARD GROUP	4,587,936	324,004	77,260,843	0.92%	3/31/2020	United States
BLACKROCK	3,941,088	-2,297	66,367,923	0.79%	4/20/2020	United States
PICTET FUNDS	3,603,910	110,722	60,689,845	0.72%	12/31/2019	Switzerland
NORGES BANK	2,674,807	0	45,043,750	0.53%	12/31/2019	Norway
ARTEMIS INVESTMENT M	2,673,076	78,207	45,014,600	0.53%	12/31/2019	United Kingdom
MASSACHUSETTS MUTUAL	2,654,514	197,120	44,702,016	0.53%	9/30/2019	United States
JPMORGAN CHASE & CO	1,762,193	-853,554	29,675,330	0.35%	4/20/2020	United States



TSKB TI - İlk 10 Yabancı Ortak	Pozisyon	Pozisyon Değişimi	Piyasa Değeri	Hisse Oranı	Bildirim Tarihi	Ülke
DIMENSIONAL FUND ADV	51,864,499	324,467	873,398,173	1.85%	2/29/2020	United States
VANGUARD GROUP	42,796,865	-260,379	720,699,213	1.53%	3/31/2020	United States
TIAA-CREF	37,649,211	10,743,053	634,012,719	1.34%	2/29/2020	United States
GRANTHAM MAYO VAN OT	32,260,900	0	543,273,561	1.15%	11/30/2018	United States
CANDRIAM INVESTORS G	24,100,000	0	405,844,004	0.86%	2/28/2020	Luxembourg
NORGES BANK	23,694,804	0	399,020,503	0.85%	12/31/2019	Norway
BLACKROCK	9,117,448	-1,867,001	153,537,826	0.33%	4/17/2020	United States
BANK OF MONTREAL	8,367,422	0	140,907,388	0.30%	9/30/2018	Canada
INVECO LTD	6,507,831	-1,042,041	109,591,875	0.23%	12/31/2019	United States
OTP ALAPKEZELO ZRT	6,476,554	0	109,065,170	0.23%	6/28/2019	Hungary



TTKOM TI - İlk 10 Yabancı Ortak	Pozisyon	Pozisyon Değişimi	Piyasa Değeri	Hisse Oranı	Bildirim Tarihi	Ülke
VANGUARD GROUP	18,865,972	721,814	317,702,971	0.54%	3/31/2020	United States
MASSACHUSETTS MUTUAL	10,444,988	0	175,893,600	0.30%	9/30/2019	United States
NORDEA BANK APB	9,446,317	1,413	159,075,980	0.27%	2/28/2020	Sweden
ALLIANZ SE	8,886,720	2,459,459	149,652,366	0.25%	4/20/2020	Germany
ROBEKO LUXEMBOURG S.	6,697,147	2,885,951	112,779,957	0.19%	2/29/2020	Luxembourg
RUSSELL INVESTMENTS	6,174,639	12,819	103,980,922	0.18%	3/31/2020	United States
DIMENSIONAL FUND ADV	4,276,635	-508,764	72,018,534	0.12%	2/29/2020	United States
STATE OF CALIFORNIA	3,480,359	0	58,609,246	0.10%	6/30/2019	United States
DANSKE BANK A/S	3,460,814	409,833	58,280,108	0.10%	3/31/2020	Denmark
BNP PARIBAS	2,758,181	-18,050	46,447,768	0.08%	3/31/2020	France




TUPRS TI - İlk 10 Yabancı Ortak	Pozisyon	Pozisyon Değişimi	Piyasa Değeri	Hisse Oranı	Bildirim Tarihi	Ülke
LAZARD LTD	13,472,553	0	226,877,795	5.38%	6/7/2018	Bermuda
BLACKROCK	12,498,780	0	210,479,457	4.99%	1/30/2020	United States
VANGUARD GROUP	4,549,456	26,899	76,612,840	1.82%	4/8/2020	United States
FMR LLC	3,389,117	50,563	57,072,731	1.35%	2/29/2020	United States
INVECO LTD	2,933,159	1,697	49,394,398	1.17%	4/20/2020	United States
ROBEKO LUXEMBOURG S.	2,867,241	0	48,284,339	1.14%	2/29/2020	Luxembourg
NORGES BANK	2,566,542	0	43,220,568	1.02%	12/31/2019	Norway
SCHROEDERS PLC	2,389,363	-1,800,324	40,236,873	0.95%	2/29/2020	United Kingdom
GOLDMAN SACHS GROUP	1,281,893	200	21,587,078	0.51%	10/31/2019	United States
TIAA-CREF	1,186,592	-19,187	19,982,209	0.47%	2/29/2020	United States



VAKBN TI - İlk 10 Yabancı Ortak	Pozisyon	Pozisyon Değişimi	Piyasa Değeri	Hisse Oranı	Bildirim Tarihi	Ülke
VANGUARD GROUP	36,719,990	1,065,573	618,364,637	1.47%	3/31/2020	United States
MASSACHUSETTS MUTUAL	26,989,338	0	454,500,456	1.08%	9/30/2019	United States
GRANTHAM MAYO VAN OT	17,948,619	-113,893	302,254,747	0.72%	11/30/2018	United States
DIMENSIONAL FUND ADV	16,802,835	-1,197,625	282,959,744	0.67%	2/29/2020	United States
ACADIAN ASSET MANAGE	10,074,057	0	169,647,121	0.40%	2/29/2020	United States
ALLIANZ SE	9,921,503	2,144,500	167,078,112	0.40%	4/20/2020	Germany
NORGES BANK	8,857,774	0	149,164,916	0.35%	12/31/2019	Norway
EAST CAPITAL ASSET M	8,682,179	-1,187,912	146,207,896	0.35%	2/28/2020	Luxembourg
SEI INVESTMENTS CO	5,642,370	-212,700	95,017,512	0.23%	3/31/2020	United States
ST JAMES'S PLACE PLC	4,756,823	0	80,104,900	0.19%	9/30/2018	United Kingdom



YKBNK TI - İlk 10 Yabancı Ortak	Pozisyon	Pozisyon Değişimi	Piyasa Değeri	Hisse Oranı	Bildirim Tarihi	Ülke
UNICREDIT SPA	1,689,410,260	-1,007,458,040	28,449,669,036	20.00%	2/14/2020	Italy
INVESTEK PLC	92,578,793	16,107,901	1,559,026,888	1.10%	2/29/2020	United Kingdom
VANGUARD GROUP	60,424,677	5,139,193	1,017,551,570	0.72%	3/31/2020	United States
MASSACHUSETTS MUTUAL	48,958,518	0	824,461,451	0.58%	9/30/2019	United States
GRANTHAM MAYO VAN OT	41,209,907	0	693,974,840	0.49%	11/30/2018	United States
DIMENSIONAL FUND ADV	37,910,619	-4,168,869	638,414,830	0.45%	2/29/2020	United States
STATE OF CALIFORNIA	24,600,245	0	414,268,130	0.29%	6/30/2019	United States
RUSSELL INVESTMENTS	20,076,847	-1,783,832	338,094,107	0.24%	3/31/2020	United States
ALLIANZ SE	16,212,166	4,590,800	273,012,878	0.19%	4/20/2020	Germany
BNP PARIBAS	9,806,509	2,019,617	165,141,613	0.12%	3/31/2020	France





## Yatırım Danışmanlığı ve Bireysel Portföy Yönetimi

**Gökçe ARSLAN**  
Müdür

**Tuba ŞAHİN**  
Yönetmen

**Kübra ÇELİK**  
Uzman

**Gözde ODABAŞI AĞBABA**  
Uzman

**Semih Can ÖZER**  
Uzman

[ytrdanismanligibpy@halkyatirim.com.tr](mailto:ytrdanismanligibpy@halkyatirim.com.tr)  
0 (212) 314 81 81

### ÇEKİNCE

“Yatırım Danışmanlığı” hizmeti; aracı kurumlar, portföy yönetim şirketleri, mevduat kabul etmeyen bankalar ile müşteri arasında imzalanacak Yatırım Danışmanlığı sözleşmesi çerçevesinde sunulmaktadır. Burada yer alan bilgi, yorum ve tavsiyeleri, kişilerin yerindelik testi ile belirlediği risk seviyeleri dikkate alınarak, Halk Yatırım Yatırım Danışmanlığı ve Araştırma birimi nezdinde güvenilir olduğuna inanılan bilgi kaynaklarından yararlanarak hazırlanmakta ve kişiye özel sunulmaktadır. Verilen bu tavsiyeler mali durumunuz ile risk ve getiri tercihlerinize uygun olmayabilir. Bu nedenle, risk yapınıza uygun olmayan şekilde sadece burada yer alan bilgilere dayanarak yatırım kararı verilmesi beklentilerinize uygun sonuçlar doğurmayabilir. Size özel olarak tahsis edilen Yatırım Danışmanınız ile irtibata geçmeniz ve mali durumunuz ve risk seviyelerinize uygun kararları birlikte almanız tavsiye edilir.

Veri ve grafikler güvenilirliğine inandığımız güvenilir kaynaklardan derlenmiş olup, yapılan yorumlar sadece HALK YATIRIM MENKUL DEĞERLER A.Ş. Yatırım Danışmanlığı’nın beklentilerini yansıtmaktadır. Bu bilgiler ışığında yapılan ve yapılacak olan ileriye dönük yatırımların sonuçlarından Şirketimiz hiçbir şekilde sorumlu tutulamaz. Ayrıca, Halk Yatırım Menkul Kıymetler A.Ş.’nin yazılı izni olmadıkça içeriği kısmen ya da tamamen üçüncü kişilerce hiç bir şekil ve ortamda yayınlanamaz, iktisap edilemez, alıntı yapılamaz, kullanılamaz. İleti, gönderilen kişiye özel ve münhasırdır. İlave olarak, bu raporun gönderildiği ve yukarıdaki açıklamalarımız doğrultusunda kullanıldığı ülkelerdeki yasal düzenlemelerden kaynaklı tüm talep ve dava haklarımız saklıdır.

Uyarı Notu: Bu e-posta’nın içerdiği bilgiler (ekleri dahil olmak üzere) gizlidir. Onayımız olmaksızın üçüncü kişilere açıklanamaz. Bu mesajın gönderilmek istendiği kişi değilseniz, lütfen mesajı sisteminizden derhal siliniz. Halk Yatırım Menkul Değerler A.Ş. bu mesajın içerdiği bilgilerin doğruluğu veya eksiksiz olduğu konusunda bir garanti vermemektedir. Bu nedenle bilgilerin ne şekilde olursa olsun, içeriğinden, iletilmesinden, alınmasından, saklanmasından sorumlu değildir. Bu mesajın içeriği yazarına ait olup, Halk Yatırım Menkul Değerler A.Ş.’nin görüşlerini içermeyebilir.

